


RESULTS



North Bakersfield Recreation & Park District


MAY 14, 1988

IRONMAN REGIONAL QUALIFIER

TRI-FED LONG DISTANCE REGIONAL CHAMPIONSHIP

RESULTS

2K SWIM 40K BIKE 15K RUN




THANKS

Upcoming Races

The Bakersfield Bud Light Triathlon is just one of three quality races that NBR&PD puts on every year. In the fall we have the Animal Classic, a cycling road race for both public and USCF riders. This 2 day event hosts the public on Saturday October 8th for a challenging 35 mile course and on Sunday the USCF riders get their chance at varying distances depending on their category.

The third event is a mountain bike biathlon held in January. This event obtained national attention last year with a heavy downpour creating survival conditions for the bikers. Less than half the field finished that gruelling competition. We hope this year brings better weather and we hope to see you there.



A WORD FROM NBRPD

Congratulations to all the participants for your efforts in the Bakersfield Bud Light Triathlon.. Competing in this event is quite an achievement and we're pleased that you made this race one of your goals. A special thanks goes to all those local Bakersfield triathletes who truly make this a community event. The district is solidly behind this race and will continue to make it one of the premier triathlons in the country.

To this end, North Bakersfield Recreation and Park District has established an endurance sports division that is responsible for supporting the adult endurance sports of running, biking, swimming, triathlons and biathlons. We are one of the only departments in the country to make a full time commitment to this field.

We again thank you for attending and we hope to see you next year.

Sincerely,

Rod Hayden

Chairman of the Board of North Bakersfield Recreation and Park District.

A Word From ESCAC

The Bakersfield Bud Light Triathlon was the largest of the major events that the Endurance Sports Citizens Advisory Committee (ESCAC) promoted with the North Bakersfield Recreation and Park District and local sports clubs. The months of time and effort put in by all the volunteers culminated in a great weekend. From the Q-94 Tri-Fair, the Easton and Moran Sports Clinic, the Carbo Dinner, the Race itself, the Kaiser Permanente Barbeque, to the Tri-for-Kids a wonderful time was had by all. The weather cooperated, resulting in both men's and women's course records as well as many personal records.

To all the volunteers who donated their time and efforts and to all the athletes who participated, thank you.

See you at the next race.

Sincerely, Steve Main
for all the ESCAC members
Jim Mitchell Tim Lemucchi
Judy Chapman Paul Cross
Andrea McDonald Steve Main
Donna Lyles Lee Ann Kilpatric
Paul Mackie Vicki Rigby

FOR COMING !

Thanks Volunteers!

We here at North Bakersfield Recreation and Parks District wish to thank and commend all the volunteers who made this eighth annual Bakersfield Bud Light Triathlon a success. From the ESCAC committees work year round to the coordinators meetings that start in February it was truly a community effort.

Jim & April Mitchell
Tim & Margaret Lemucchi
Judy Chapman and kids
Andrea & Bill McDonald
Roger Larson & Mike Callagy
Bob Moses & Kevin O' Rourke
Scott Rosenlieb & crew
Jim & Donna Lyles
Don & Arla Lewis
Paul & Linda Cross
Steve & Alberta Main
Kent Middleton & Explorers
Pete & Patty Wonderly
Al Nava and wrestlers
John Wilson & KCTA
Henry Guichard and radio club
Layne Vannoy & wrestlers
Robert Wegis
Breakfast Rotary
Marlene O'Rourke
Over 300 others!

NBR&PD STAFF!

The dedication and comittment of these workers resulted in the smoothest BBLT yet. Their efforts showed on race day and we can all look forward to many more fine races.

Paul Mackie- Race Director
LeeAnn Kilpatric-Registration
Paul Press- Asst. R.D.
Tom Bunger- Race setup
Ron Lundy- Finances
Jim Spengler- top dog
Larry Shelly-Medical
Marieta Williams- BBQ
Maintenance Crew-setup & clean up



Spuds checks out the swim finish of the BBLT

SUMMER SERIES

North Bakersfield hosts a low key summer training series with a 400 meter swim, a 10 mile bike and a 5K run. These events are held on Tuesday nights starting June 7th. The events are run independently and the times totaled to determine the triathlon winner. This makes these events ideal speed training for veterans and easy for beginners. Come join us this summer! Call 392-2000 for details.

Triathlons June 7th & 21st
Triathlon July 5th
Bicycle time trials July 19th
August 2nd & 16th

PROGRAM

Design, layout & typesetting
by: Jim Mitchell
Articles by: Steve Main,
Robin Fleming, Jim Mitchell
Photographs & half tones by:
Rodney Thornburg, Mike
Borjon and Jim Guerrero
Results by: Computer Race
Management, Dan Mangus
Proofing: LeeAnn Kilpatric
Printing by: Sir Speedy



DATE: May 18 1988
 TIME: 23:31:59

THE 1988 BAKERSFIELD BUD LIGHT TRIATHLON
 BAKERSFIELD, CALIFORNIA
 MAY 14, 1988

MEN'S OVERALL RESULTS

TOT RACE	A D	DIV	DIV	DIV	DIV	TOTAL			
PLC NO NAME	G I DIV	SWIM SWIM	T1	BIKE BIKE BIKE	T2	RUN	RUN	RUN	TOTAL
CITY	ST E V PLC	TIME PLC	TIME	TIME PLC MPH	TIME	TIME	PLC	PPM	TIME
1 2 MOLINA SCOTT	BOULDER	CO 28 X 1	:24:51 3	1:28 :56:49 1 26.4	1:08	:54:21	3	5:51	2:18:37
2 34 DEVERE JOHN	CLOVIS	CA 27 X 2	:24:58 4	1:23 :56:49 1 26.4	:59	:56:08	8	6:02	2:20:17
3 32 ROBINSON HAROLD	WALNUT CREEK	CA 25 X 3	:24:38 2	1:18 :57:43 3 26.0	1:05	:56:58	10	6:08	2:21:42
4 30 DUFF GORDON	SEAL BEACH	CA 26 X 4	:25:11 9	1:22 1:00:45 11 24.7	1:15	:53:20	1	5:44	2:21:53
5 4 FAHRENBAACH BRYAN	CLOVIS	CA 31 X 5	:25:12 10	1:18 1:01:33 16 24.4	:21	:55:21	7	5:57	2:23:45
6 22 McCARTHY GARRETT	SAN GABRIEL	CA 23 X 6	:24:37 1	1:14 :59:11 6 25.3	:46	:58:33	13	6:18	2:24:21
7 14 MARTIN NICHOLAUS B.	SCOTTSDALE	AZ 31 X 7	:27:25 23	1:22 1:00:53 12 24.6	1:02	:54:27	4	5:51	2:25:09
8 23 SCHILLER TONY	SHOREWOOD	MN 30 X 8	:26:55 16	1:24 :58:55 5 25.5	1:04	:57:09	11	6:09	2:25:27
9 24 HINNEN ROY	DAVIS	CA 21 X 9	:27:01 18	1:16 :57:44 4 26.0	:57	:58:45	15	6:19	2:25:43
10 28 METEYER MICHAEL	FRESNO	CA 25 X 10	:27:04 20	1:33 :59:35 7 25.2	1:03	:56:31	9	6:05	2:25:46
11 3 TINLEY SCOTT	ENCINITAS	CA 27 X 11	:25:40 12	1:02 1:04:30 27 23.3	:58	:54:09	2	5:49	2:26:19
12 26 McMURDO STEPHEN	DEL MAR	CA 27 X 12	:29:12 25	1:01 1:01:11 14 24.5	:50	:54:32	5	5:52	2:26:46
13 25 KAIN PETE	SAN DIEGO	CA 24 X 13	:25:10 8	1:22 1:01:33 16 24.4	:21	:59:02	16	6:21	2:27:28
14 31 LUNDGREN PAUL	BOISE	ID 24 X 14	:25:00 5	1:23 1:02:27 20 24.0	:54	:58:42	14	6:19	2:28:26
15 386 SALEM TIM C.	TEMPE	AZ 26 C 1	:27:21 5	1:35 1:01:54 7 24.2	1:12	:57:44	1	6:12	2:29:46
16 10 WEAVER DON W.	FAIR OAKS	CA 27 X 15	:27:02 19	1:26 :59:58 9 25.0	:51	1:00:51	19	6:33	2:30:08
17 563 JOHNSON ERIC M.	MOUNTAIN VIEW	CA 30 D 1	:30:22 7	1:34 1:01:24 1 24.4	1:17	:55:42	1	5:59	2:30:19
18 9 ADLER TONY	GRANADA HILLS	CA 26 X 16	:25:13 11	1:32 :59:45 8 25.1	1:04	1:03:13	21	6:48	2:30:47
19 332 HOLBECK JOHN	CALIMESA	CA 29 C 2	:26:09 2	1:30 1:02:48 10 23.9	1:01	:59:54	7	6:26	2:31:22
20 13 GRUNWALD GREG	BERKELEY	CA 24 X 17	:27:21 22	1:19 1:01:55 18 24.2	:49	1:00:59	20	6:33	2:32:23
20 343 FITZPATRICK KEN	LONG BEACH	CA 25 C 3	:23:42 1	1:02 1:02:53 11 23.9	1:02	1:03:44	23	6:51	2:32:23
22 378 MOLLERUS JIM	LOS GATOS	CA 29 C 4	:28:51 13	1:31 1:00:52 2 24.6	1:04	1:00:25	9	6:30	2:32:43
23 18 PANZIERA DOMINIC	DEL MAR	CA 27 X 18	:26:52 15	1:17 1:00:12 10 24.9	1:01	1:03:40	22	6:51	2:33:02
24 759 THOMAS DUNCAN	SANTA BARBARA	CA 39 E 1	:28:26 3	1:24 1:01:36 3 24.4	1:14	1:00:24	5	6:30	2:33:04
25 824 WILLIAMS JAMIE	SAN DIEGO	CA 38 E 2	:29:41 7	1:25 1:01:03 2 24.6	1:46	:59:17	2	6:22	2:33:12
26 12 MILEVSKY ANTHONY S.	SACRAMENTO	CA 35 X 19	:29:39 28	1:28 1:03:15 22 23.7	1:00	:57:57	12	6:14	2:33:19
27 16 BLASER MARK	PALM SPRINGS	CA 30 X 20	:33:26 29	1:15 1:03:16 23 23.7	:50	:54:40	6	5:53	2:33:27
28 330 GRIFFIN GREGORY	ESCONDIDO	CA 25 C 5	:27:39 8	1:57 1:03:36 18 23.6	1:18	:59:11	3	6:22	2:33:41
29 168 KETRON JAMES	LAS VEGAS	NV 21 B 1	:30:08 7	1:25 1:01:43 2 24.3	1:04	1:00:37	2	6:31	2:34:57
30 33 MASON ERIC L.	REDWOOD CITY	CA 24 X 21	:29:34 27	1:21 1:02:41 21 23.9	:57	1:00:33	18	6:31	2:35:06
31 331 LYLE MICHAEL	LA MESA	CA 27 C 6	:27:05 4	1:57 1:03:31 17 23.6	1:21	1:01:17	11	6:35	2:35:11
32 157 JEWELL DAVID A.	CARLSBAD	CA 23 B 2	:30:04 5	1:11 1:03:32 6 23.6	:57	:59:28	1	6:24	2:35:12
33 420 RHOADS LARRY	ALTA LOMA	CA 29 C 7	:27:48 9	1:50 1:04:53 29 23.1	1:01	:59:48	6	6:26	2:35:20
34 21 KOROCK BOB	ACAMPO	CA 20 X 22	:26:23 13	:53 1:00:58 13 24.6	:58	1:06:15	26	7:07	2:35:27
35 36 BOMAN RUNAR	SAN LUIS OBISPO	CA 29 X 23	:29:14 26	1:17 1:04:11 25 23.4	1:03	1:00:02	17	6:27	2:35:47
36 11 QUINN JOHN	BURBANK	CA 30 X 24	:27:00 17	1:30 1:01:12 15 24.5	1:11	1:05:03	24	7:00	2:35:56
37 845 DECKER BOB	LEUCADIA	CA 35 E 3	:29:07 5	1:09 1:03:50 9 23.5	1:14	1:00:56	6	6:33	2:36:16
38 408 WARD CHRIS	SAN LEANDRO	CA 29 C 8	:30:02 18	1:12 1:04:14 23 23.4	1:21	:59:35	5	6:24	2:36:24
39 399 BARTELS ROGER	RANCHO PALOS VE	CA 28 C 9	:26:38 3	1:09 1:05:14 36 23.0	1:13	1:02:51	16	6:45	2:37:05
40 337 HARPIN RON	SOUTH LAKE TAHO	CA 29 C 10	:32:39 45	1:32 1:02:57 12 23.8	1:09	:59:01	2	6:21	2:37:18
41 805 McDERMOTT BILL	LA HABRA HEIGHT	CA 37 E 4	:29:54 8	2:11 1:06:56 24 22.4	2:28	:56:17	1	6:03	2:37:46
42 939 GOOD DENNIS	FAIRFIELD	CA 40 F 1	:26:39 1	1:17 1:05:21 4 23.0	:59	1:04:32	2	6:56	2:38:48
43 150 DUENAS PAUL	SAN DIMAS	CA 24 B 3	:30:06 6	1:42 1:02:47 5 23.9	1:08	1:03:27	6	6:49	2:39:10
44 35 CHANG JEFF	HONOLULU	HA 31 X 25	:29:11 24	:59 1:04:13 26 23.4	:56	1:03:52	23	6:52	2:39:11
45 457 O'NEILL DAVID	LAS VEGAS	NE 27 C 11	:31:39 37	1:27 1:01:41 5 24.3	1:21	1:03:10	20	6:48	2:39:18
46 416 MURCHISON BRYAN	SEAL BEACH	CA 26 C 12	:27:58 10	1:08 1:05:08 33 23.0	1:59	1:03:10	20	6:48	2:39:23
47 1024 WRIGHT GEORGE	LOS ALIMITOS	CA 45 G 1	:28:20 1	1:54 1:04:53 3 23.1	1:08	1:03:13	1	6:48	2:39:28
48 603 NORCONK CHARLES	SAN DIEGO	CA 33 D 2	:35:20 45	1:43 1:02:52 4 23.9	1:15	:58:23	2	6:17	2:39:33

TOT RACE	A D		DIV		DIV			DIV		T2		RUN		TOTAL		
PLC NO NAME	CITY	G I	ST	E V	PLC	SWIM SWIM	T1	BIKE BIKE BIKE	BIKE BIKE BIKE	BIKE BIKE BIKE	TIME	TIME	PLC	PPH	TIME	
49 396 JORDAN PHILIP	BAKERSFIELD	CA 28 C	13			:30:56	29	1:18 1:01:23	4 24.4	1:30 1:04:30	28	6:56	2:39:37			
50 800 BUCKINGHAM WAYNE	ENCINITAS	CA 35 E	5			:28:52	4	1:23 1:08:49	35 21.8	1:17 :59:39	3	6:25	2:40:00			
51 100 MIDDLETON JASON	BAKERSFIELD	CA 15 A	1			:29:43	2	1:14 1:00:28	1 24.8	1:06 1:07:36	1	7:16	2:40:07			
52 377 PAWLAK TIMOTHY J.	SAN DIEGO	CA 26 C	14			:30:09	20	1:22 1:06:13	45 22.7	1:02 1:01:32	12	6:37	2:40:18			
53 424 PAGE BRADFORD	BOISE	ID 27 C	15			:33:12	54	1:43 :59:55	1 25.0	1:09 1:04:23	27	6:55	2:40:22			
54 346 BENDER JEFF	TEMPLE CITY	CA 25 C	16			:27:30	6	5:03 1:01:16	3 24.5	1:15 1:05:31	35	7:03	2:40:35			
55 596 SLAUGHT KENNY	SANTA BARBARA	CA 30 D	3			*****	***	*****	1:05:02	13 23.1	1:12 1:02:25	3	6:43	2:40:40		
56 851 KING JOHN	ARCATA	CA 35 E	6			:29:14	6	1:12 1:04:02	10 23.4	1:29 1:04:44	11	6:58	2:40:41			
57 212 GERBER CURTIS	SAN BERNARDINO	CA 22 B	4			:31:57	13	1:19 1:04:12	7 23.4	1:17 1:02:04	4	6:40	2:40:49			
58 828 KIRBY JAY	HUNTINGTON BEAC	CA 38 E	7			:31:32	12	1:24 1:03:14	6 23.7	1:17 1:03:23	9	6:49	2:40:50			
59 637 BRANA ROBERT	SAN DIEGO	CA 30 D	4			:29:17	1	1:38 1:02:59	5 23.8	1:13 1:05:49	14	7:05	2:40:56			
60 367 HELMIG ROBERT	CARDIFF	CA 26 C	17			:30:54	28	1:45 1:01:53	6 24.2	1:43 1:05:28	34	7:02	2:41:43			
61 27 HOKSBERGEN MARCEL	REDONDO BEACH	CA 23 X	26			:27:18	21	1:47 1:06:01	29 22.7	1:00 1:05:38	25	7:03	2:41:44			
62 1012 DIEBEN HANS	BONITA	CA 49 G	2			:31:44	3	1:25 1:01:44	1 24.3	1:20 1:05:40	2	7:04	2:41:53			
63 372 KANE STEVE	LONG BEACH	CA 28 C	18			:30:24	24	1:39 1:05:40	39 22.8	1:21 1:02:58	18	6:46	2:42:02			
64 610 ALLEN TERRY	LAS VEGAS	NV 31 D	5			:30:15	5	1:43 1:02:24	3 24.0	1:11 1:06:47	22	7:11	2:42:20			
65 771 PENN BILL	OLYMPIA	WA 36 E	8			:25:35	1	1:26 1:05:15	15 23.0	1:16 1:08:58	17	7:25	2:42:30			
66 949 SUBLETTE BILL	LAS VEGAS	NV 43 F	2			:31:59	11	1:58 1:02:07	1 24.1	1:31 1:04:57	3	6:59	2:42:32			
67 15 MONTGOMERY MARK A.	ENCINITAS	CA 32 X	27			:25:04	7	1:27 1:05:56	28 22.8	1:21 1:08:49	27	7:24	2:42:37			
68 327 LINDELL KEN	FT. ORD	CA 26 C	19			:33:57	64	1:22 1:04:49	28 23.1	1:09 1:01:39	13	6:38	2:42:56			
69 433 PRINGLE STEVE	CARLSBAD	CA 27 C	20			:34:06	70	1:34 1:05:11	35 23.0	1:11 1:01:07	10	6:34	2:43:09			
70 429 CALVIN CRAIG	MISSION VIEJO	CA 26 C	21			:30:12	21	1:31 1:05:16	37 23.0	1:24 1:05:03	30	7:00	2:43:26			
71 635 STONER MARK	LAGUNA NIGUEL	CA 31 D	6			:30:17	6	1:21 1:05:00	12 23.1	1:24 1:05:26	11	7:02	2:43:28			
72 366 PANTELAS PAUL	THOUSAND OAKS	CA 25 C	22			:30:02	18	1:02 1:03:06	14 23.8	1:01 1:08:19	44	7:21	2:43:30			
73 634 WARD GREG	SAN LEANDRO	CA 30 D	7			:32:12	20	1:39 1:05:22	15 22.9	1:22 1:03:19	5	6:48	2:43:54			
74 413 CICHON GERALD S.	TUCSON	AZ 27 C	23			:33:20	57	1:55 1:04:25	25 23.3	1:47 1:02:30	15	6:43	2:43:57			
75 314 CASH ELI	SAN DIEGO	CA 27 C	24			:31:05	32	1:16 1:07:12	56 22.3	1:09 1:03:55	25	6:52	2:44:37			
76 627 TROPPMANN JOHN S.	NEWPORT BEACH	CA 31 D	8			:30:14	4	1:03 1:06:57	24 22.4	1:48 1:04:56	9	6:59	2:44:58			
77 217 HEANEY DAN	WALNUT CREEK	CA 24 B	5			:27:03	3	1:25 1:07:48	25 22.1	1:07 1:07:58	13	7:18	2:45:21			
77 768 HURST SCOTT	ESCONDIDO	CA 35 E	9			:36:04	45	1:56 1:05:51	18 22.8	1:42 :59:48	4	6:26	2:45:21			
79 364 OWEN JIM	LEUCADIA	CA 27 C	25			:27:30	6	1:35 1:04:04	22 23.4	1:23 1:10:50	56	7:37	2:45:22			
80 434 McCLENAHAN KEVIN	SAN DIEGO	CA 25 C	26			:31:37	34	1:00 1:06:05	41 22.7	1:28 1:05:25	33	7:02	2:45:35			
81 397 MILLS TODD	LONG BEACH	CA 25 C	27			:32:52	50	1:21 1:03:20	16 23.7	1:10 1:06:59	41	7:12	2:45:42			
82 103 CLASSEN KERRY	MISSION VIEJO	CA 15 A	2			:24:19	1	1:45 1:02:56	2 23.8	1:08 1:15:39	4	8:08	2:45:47			
83 360 MCKINNON KENNETH	LONG BEACH	CA 25 C	28			:32:22	41	1:50 1:03:36	18 23.6	1:42 1:06:27	38	7:09	2:45:57			
84 827 YAVORSKY STEVE	LEUCADIA	CA 37 E	10			:34:20	33	1:12 1:06:04	19 22.7	1:24 1:03:00	7	6:46	2:46:00			
85 407 DALLAS GORDON	SAN DIEGO	CA 29 C	29			:39:34	117	2:01 1:02:25	9 24.0	2:02 1:00:05	8	6:28	2:46:07			
86 558 CHAPMAN CHARLIE	SAN MARCOS	CA 32 D	9			:31:37	10	1:34 1:04:55	9 23.1	1:35 1:06:35	18	7:10	2:46:16			
87 609 SANTEL STEVE	IRVINE	CA 31 D	10			:31:52	16	1:16 1:07:04	26 22.4	1:27 1:04:41	8	6:57	2:46:20			
87 931 BRADY DAVE	LA JOLLA	CA 41 F	3			:31:49	9	1:44 1:04:11	2 23.4	1:27 1:07:09	5	7:13	2:46:20			
89 344 ANCHETA WARREN D.	RIVERSIDE	CA 25 C	30			:35:59	92	1:34 1:03:59	21 23.4	1:02 1:03:47	24	6:52	2:46:21			
90 651 GOODMAN LARRY	SAN DIEGO	CA 31 D	11			:32:15	21	1:18 1:04:46	8 23.2	1:11 1:06:54	23	7:12	2:46:24			
91 425 BARTH TONY	MANHATTAN BEACH	CA 26 C	31			:34:00	67	2:10 1:06:09	44 22.7	1:19 1:02:54	17	6:46	2:46:32			
92 966 O'LEARY ANDREW	ENCINITAS	CA 40 F	4			:30:58	6	1:33 *****	0.0	*****	1:04:57	3	6:59	2:46:38		
93 954 HAURY CURT	SACRAMENTO	CA 40 F	5			:29:01	2	2:29 1:06:47	8 22.5	1:16 1:07:18	6	7:14	2:46:51			
94 579 SCHMIDT WAYNE	LA MESA	CA 32 D	12			:33:33	30	1:24 1:04:43	7 23.2	1:29 1:05:46	13	7:04	2:46:55			
95 673 AKOL KEM	MANHATTAN BEACH	CA 32 D	13			:36:05	50	1:52 1:02:07	2 24.1	1:17 1:05:43	12	7:04	2:47:04			
96 669 BLJHM DON	PENN VALLEY	CA 33 D	14			:33:07	24	1:38 1:04:58	10 23.1	1:29 1:05:55	16	7:05	2:47:07			
97 838 MAYNE REED	LA JOLLA	CA 36 E	11			:31:34	13	1:14 1:03:12	5 23.7	1:15 1:04:54	12	6:59	2:47:09**			
98 322 BAISDEN STEPHEN A.	PASADENA	CA 28 C	32			:34:36	74	1:32 1:03:53	20 23.5	1:15 1:05:59	36	7:06	2:47:15			
99 449 BOYDEN JOHN	LEUCADIA	CA 27 C	33			:34:55	79	1:33 1:02:02	8 24.2	:58 1:08:16	43	7:20	2:47:44			
100 839 ATKINS KENNY	SAN PEDRO	CA 37 E	12			:31:01	9	1:29 1:05:10	13 23.0	1:27 1:08:39	16	7:23	2:47:46			

TOT RACE PLC NO NAME	CITY	A D		DIV		DIV			DIV			TOTAL PPM TIME	
		G I	ST E V	SWIM	SWIM	T1	BIKE	BIKE	BIKE	T2	RUN		RUN
153 772 DUKE JOHN	CARDIFF	CA 37 E	21	:31:54	16	1:17	1:04:38	11 23.2	1:18	1:15:33	40	8:07	2:54:40
154 935 BUSH BOB	DANA POINT	CA 43 F	10	:30:24	4	1:44	1:06:47	8 22.5	1:26	1:14:24	20	8:00	2:54:45
155 948 MOREY MICHAEL	ESCONDIDO	CA 40 F	11	:30:24	4	1:20	1:07:31	11 22.2	1:09	1:14:34	21	8:01	2:54:58
156 333 KRESS SCOTT	BAKERSFIELD	CA 28 C	49	:31:08	33	1:21	1:05:04	31 23.1	:53	1:16:42	89	8:15	2:55:08
157 204 MARTIN JAMES	DAVIS	CA 24 B	17	:32:22	16	1:37	1:05:36	11 22.9	1:13	1:14:23	32	8:00	2:55:11
158 160 MALABY LEE A.	REDONDO BEACH	CA 22 B	18	:37:03	43	2:43	1:07:10	19 22.3	1:10	1:07:06	11	7:13	2:55:12
159 325 ZUNIGA A. KIRK	DOWNEY	CA 29 C	50	:29:40	17	2:28	1:10:02	94 21.4	1:23	1:11:45	63	7:43	2:55:18
160 224 BREWER CHAD	OXNARD	CA 21 B	19	:33:09	17	1:52	1:07:21	21 22.3	1:21	1:11:46	24	7:43	2:55:29
161 1015 RUIZ RENE	RANCHO SANTA MA	CA 45 G	6	:36:37	10	1:50	1:09:36	11 21.6	1:26	1:06:05	3	7:06	2:55:34
162 375 HASKELL CHRISTOPHER E.	SANTA BARBARA	CA 29 C	51	:33:08	51	1:43	1:07:19	59 22.3	1:52	1:11:39	61	7:42	2:55:41
163 649 BUCHBINDER GREGG	LONG BEACH	CA 31 D	26	:33:05	23	2:27	1:10:06	52 21.4	1:20	1:08:53	31	7:24	2:55:51
164 438 BALCH BRUCE	REDONDO BEACH	CA 25 C	52	:34:03	68	1:22	1:05:02	30 23.1	1:26	1:14:12	78	7:59	2:56:05
165 813 OSUNA FELIX G.	ORANGE	CA 36 E	22	:35:04	36	1:49	1:07:54	29 22.1	1:28	1:09:51	19	7:31	2:56:06
166 644 MILLER LARRY	LAS VEGAS	NV 34 D	27	:29:17	1	1:55	1:10:59	57 21.1	1:25	1:12:31	44	7:48	2:56:07
167 398 BENJAMIN PETER M.	HUNTINGTON BEAC	CA 29 C	53	:32:47	46	2:55	1:11:50	108 20.9	2:29	1:06:07	37	7:07	2:56:08
168 560 LESSLEY RON	McFARLAND	CA 31 D	28	:40:59	82	1:37	1:05:12	14 23.0	1:44	1:06:41	19	7:10	2:56:13
169 908 MANFREDO JAMES	CLOVIS	CA 43 F	12	:32:55	13	1:37	1:09:32	21 21.6	1:34	1:10:43	14	7:36	2:56:21
170 784 RICKMAN BILL	LEUCADIA	CA 37 E	23	:33:03	21	2:06	1:07:51	27 22.1	2:23	1:11:19	25	7:40	2:56:42
171 789 KLEIN HOWARD	SACRAMENTO	CA 36 E	24	:34:03	32	1:45	1:08:22	32 21.9	1:42	1:10:55	24	7:38	2:56:47
172 350 TAYLOR DAVID	BAKERSFIELD	CA 27 C	54	:31:01	31	1:47	1:05:10	34 23.0	1:42	1:17:12	91	8:18	2:56:52
173 1104 LEMUCCHI TIMOTHY	BAKERSFIELD	CA 51 H	1	:35:50	5	2:05	1:06:11	1 22.7	1:27	1:11:20	4	7:40	2:56:53
174 446 LUONI KURT	SAN DIEGO	CA 27 C	55	:33:37	59	1:55	1:08:53	77 21.8	1:26	1:11:11	60	7:39	2:57:02
175 193 SCHERICK BRADFORD	WEST HOLLYWODD	CA 23 B	20	:33:48	24	2:22	1:08:03	30 22.0	2:12	1:10:40	20	7:36	2:57:05
176 942 RADLOFF WALTER	SAN JOSE	CA 43 F	13	:35:25	20	2:28	1:08:35	16 21.9	1:30	1:09:10	9	7:26	2:57:08
177 165 DARRAH BILL	CAMBRIA	CA 21 B	21	:33:43	22	1:45	1:07:22	22 22.3	1:07	1:13:17	26	7:53	2:57:14
178 592 WIRZ BEAT	SYLMAR	CA 31 D	29	:31:47	14	1:56	1:09:50	50 21.5	1:33	1:12:09	41	7:45	2:57:15
179 1115 PANTELAS HARRY	WESTLAKE VILLAG	CA 51 H	2	:34:52	2	1:41	1:09:43	5 21.5	1:41	1:09:34	2	7:29	2:57:31
180 934 DUSENBERRY S.	SAN DIEGO	CA 41 F	14	:34:31	18	1:20	1:10:34	25 21.3	1:16	1:09:53	11	7:31	2:57:34
181 228 KRAFKA JOE	BERKELEY	CA 24 B	22	:34:19	27	1:36	1:08:33	31 21.9	1:54	1:11:14	23	7:40	2:57:36
182 105 ROUS DAVID	BAKERSFIELD	CA 17 A	3	:35:04	4	1:54	1:04:38	3 23.2	1:18	1:14:44	3	8:02	2:57:38
183 357 GAFFER STEVE	McCLELLAN AFB	CA 27 C	56	:32:31	42	2:15	1:07:16	58 22.3	1:43	1:14:02	77	7:58	2:57:47
184 184 McDONALD MICHAEL	NORWALK	CA 24 B	23	:33:22	18	1:26	1:06:03	12 22.7	1:17	1:15:41	36	8:08	2:57:49
185 616 BATES AL	CARDIFF-BY-THE-	CA 31 D	30	:31:42	12	2:22	1:12:16	69 20.8	2:21	1:09:10	33	7:26	2:57:51
186 318 WELKER JEFFREY N.	LOS ANGELES	CA 28 C	57	:34:56	80	1:38	1:07:09	55 22.3	1:57	1:12:24	67	7:47	2:58:04
187 374 WAGNER JUSTUS APPOLOS	POWAY	CA 25 C	58	:37:23	98	2:09	1:06:37	47 22.5	1:41	1:10:25	55	7:34	2:58:15
188 312 SHCREINER WALLY	SYLMAR	CA 27 C	59	*****	***	*****	1:07:31	62 22.2	1:11	1:09:19	51	7:27	2:58:16
189 912 WATERS TOM	LA HABRA HEIGHT	CA 41 F	15	:32:55	13	1:41	1:10:47	27 21.2	1:49	1:11:14	16	7:40	2:58:26
190 628 TUCKER BART H.	IRVINE	CA 34 D	31	:34:04	38	1:37	1:08:32	37 21.9	1:25	1:13:08	48	7:52	2:58:46
191 919 BRENNER JIM	MISSION VIEJO	CA 40 F	16	:34:26	17	2:09	1:09:32	21 21.6	1:40	1:11:00	15	7:38	2:58:47
192 922 RIMENSBERGER REID	WESTLAKE	CA 41 F	17	:31:36	7	2:00	1:11:08	30 21.1	1:38	1:12:26	19	7:47	2:58:48
193 621 HAMEL DAVE	RIDGECREST	CA 31 D	32	:36:32	52	1:27	1:06:01	18 22.7	1:45	1:13:12	49	7:52	2:58:57
194 788 BRADLEY ALAN	BAKERSFIELD	CA 38 E	25	:31:02	10	1:29	1:06:18	21 22.6	2:57	1:17:15	45	8:18	2:59:01
195 387 LARSON JEFF	SAN BERNARDINO	CA 27 C	60	:35:44	88	1:09	1:08:07	72 22.0	1:27	1:12:35	68	7:48	2:59:02
196 564 IRELAND SEAN	BERKELEY	CA 32 D	33	:36:00	49	1:24	1:07:12	27 22.3	1:29	1:13:01	47	7:51	2:59:06
197 911 LUPTOWITZ JOSEF	PALM SPRINGS	CA 44 F	18	:36:06	23	1:43	1:09:13	17 21.7	1:35	1:10:33	13	7:35	2:59:10
198 347 CLARK ED	LANCASTER	CA 29 C	61	:38:40	105	1:41	1:07:51	65 22.1	1:22	1:09:37	53	7:29	2:59:11
199 153 LEE KEVIN	CHATSWORTH	CA 24 B	24	:34:57	31	1:55	1:02:37	4 24.0	1:01	1:18:53	46	8:29	2:59:21
200 301 MIDDLETON GREG K.	BAKERSFIELD	CA 28 C	62	:34:44	76	1:27	1:06:21	46 22.6	1:13	1:15:40	86	8:08	2:59:25
201 641 CHURCHILL JIM	SAN DIEGO	CA 31 D	34	:36:39	53	1:59	1:06:35	20 22.5	2:05	1:12:08	40	7:45	2:59:26
202 181 SMITH SCOTT A.	BERKELEY	CA 22 B	25	:38:32	48	2:35	*****	***	*****	1:10:28	19	7:35	2:59:28
203 796 SCIORTINO VINCE	DANVILLE	CA 35 E	26	:35:14	38	1:41	1:10:21	44 21.3	1:35	1:10:39	21	7:36	2:59:30
204 154 PEDROZA LOUIS M.	ANAHEIM	CA 20 B	26	*****	***	*****	1:09:29	37 21.6	1:44	1:08:05	14	7:19	2:59:32

TOT RACE			A D		DIV		DIV			DIV			
PLC	NO	NAME	CITY	ST	E V PLC	G I DIV	SWIM SWIM	T1	BIKE BIKE BIKE	T2	RUN	RUN	RUN TOTAL
							TIME	TIME	TIME PLC MPH	TIME	TIME	PLC	PPM TIME
205	419	CERDA ARMANDO	SAN PEDRO	CA	29	C 63	:35:11	83	1:30 1:10:25	96 21.3	1:31	1:10:56	58 7:38 2:59:33
206	1021	WHITE DONALD W.	BAKERSFIELD	CA	46	G 7	:33:58	4	1:59 1:07:59	7 22.1	1:40	1:14:07	11 7:58 2:59:43
207	666	VILLEGAS FRED	MERCED	CA	30	D 35	:43:25	92	2:20 1:05:35	16 22.9	1:53	1:06:42	20 7:10 2:59:55
208	226	BUDNERISTIANI TONY	DAVIS	CA	19	B 27	:36:39	41	2:53 1:07:54	27 22.1	1:32	1:11:03	21 7:38 3:00:01
209	363	AMIRAUTL JOSEPH L.	WEST COVINA	CA	26	C 64	:32:48	47	3:56 1:13:02	116 20.5	1:44	1:08:32	47 7:22 3:00:02
210	608	MOELLER MICHAEL	IRVINE	CA	32	D 36	:35:26	46	1:32 1:08:58	40 21.7	1:19	1:12:57	45 7:51 3:00:12
211	323	JONES KEVIN	SANTA MONICA	CA	28	C 65	:35:46	90	3:13 1:08:09	73 22.0	1:25	1:11:41	62 7:42 3:00:14
212	302	RAMKEY MARK	BAKERSFIELD	CA	26	C 66	:31:37	34	3:00 1:08:06	70 22.0	2:38	1:14:55	85 8:03 3:00:16
213	645	WOODMANSEE MIKE	MOUNT VERNON	WA	32	D 37	:38:11	61	2:50 1:10:41	56 21.2	1:37	1:07:32	26 7:16 3:00:51
214	763	McDONOUGH BOB	CLOVIS	CA	39	E 27	:31:41	14	1:56 1:06:48	23 22.5	2:15	1:18:26	49 8:26 3:01:06
215	849	HIXSON RICK	BAKERSFIELD	CA	35	E 28	:39:10	60	1:12 1:05:43	17 22.8	1:11	1:13:59	33 7:57 3:01:15
216	953	TAYLOR DDS ROGER	FAIR OAKS	CA	42	F 19	:37:32	28	1:39 1:09:15	18 21.7	1:32	1:11:20	17 7:40 3:01:18
217	174	OYEN FRED	EUGENE	OR	21	B 28	:35:25	34	1:30 1:09:04	33 21.7	1:24	1:14:05	30 7:58 3:01:28
218	185	WYKOFF JONATHON V.	McFARLAND	CA	18	B 29	:37:08	44	3:09 1:06:13	13 22.7	1:17	1:13:44	29 7:56 3:01:31
219	430	DOUVILLE PAUL R.	MANHATTAN BEACH	CA	25	C 67	:39:08	113	2:26 1:09:37	87 21.5	2:41	1:07:45	42 7:17 3:01:37
220	755	NAEVE GARY L.	GLENDALE	CA	39	E 29	:33:21	24	2:21 *****	*** 0.0	*****	1:13:00	31 7:51 3:01:42
221	175	RASMUSSEN NILS-HENNING	EUGENE	OR	23	B 30	:42:41	59	1:54 1:06:55	17 22.4	1:16	1:09:03	16 7:25 3:01:49
221	825	ZIMMERMAN RAUL	SANTA MONICA	CA	36	E 30	:35:32	40	2:17 1:09:49	41 21.5	2:15	1:11:56	28 7:44 3:01:49
223	1105	TAROZZI BOB	CARMEL VALLEY	CA	50	H 3	:36:48	7	1:40 1:08:23	2 21.9	1:19	1:13:42	5 7:55 3:01:52
224	199	MILLER JIM	SEAL BEACH	CA	23	B 31	:33:28	20	2:24 1:09:33	39 21.6	1:37	1:14:57	34 8:04 3:01:59
225	355	SVERDOK KEVIN	ALAMEDA	CA	29	C 68	:35:10	82	2:53 1:10:38	99 0.0	1:32	1:11:47	64 7:43 3:02:00
226	956	RODMAN RON	WASCO	CA	42	F 20	:40:43	37	1:32 1:10:37	26 21.2	1:55	1:07:21	7 7:15 3:02:08
227	179	BARB MARK	LAGUNA BEACH	CA	24	B 32	:32:19	15	2:55 1:10:58	45 21.1	1:43	1:14:14	31 7:59 3:02:09
228	455	DELUCCI DAVE	SANTA CRUZ	CA	25	C 69	:44:19	132	2:15 1:04:45	26 23.2	2:03	1:08:52	49 7:24 3:02:14
229	1003	SAMUELSON ROLAND W.	CARLSBAD	CA	48	G 8	:36:56	13	1:42 1:08:05	8 22.0	1:44	1:13:54	10 7:57 3:02:21
230	190	BARRILLEAUX BLAKE	ARCATA	CA	22	B 33	:34:28	28	1:25 1:07:26	23 22.2	1:43	1:17:26	40 8:20 3:02:28
231	1121	ROBINSON ELLIOTT	LA QUINTA	CA	52	H 4	:37:31	8	1:41 1:10:59	6 21.1	1:36	1:10:42	3 7:36 3:02:29
232	921	LAWRENCE RICHARD A.	BAKERSFIELD	CA	41	F 21	:30:22	3	2:04 1:09:17	19 21.7	1:54	1:18:54	26 8:29 3:02:31
233	809	PASCOE FRANK	SAUGUS	CA	37	E 31	:33:31	27	1:48 1:09:04	37 21.7	1:34	1:16:36	44 8:14 3:02:33
233	848	DUNLAP BOB	BAKERSFIELD	CA	35	E 31	:38:44	55	2:14 1:08:14	31 22.0	1:40	1:11:41	26 7:42 3:02:33
235	962	MEUNIER STEVE	CLOVIS	CA	40	F 22	:36:43	24	1:22 1:08:18	14 21.9	1:31	1:14:42	23 8:02 3:02:36
236	590	MARRS DOUGLAS R.	SIGNAL HILL	CA	34	D 38	:34:27	40	1:56 1:09:04	42 21.7	1:46	1:15:44	53 8:09 3:02:57
237	163	GOOLD SCOTT W.	LA MESA	CA	23	B 34	:35:06	32	1:46 1:11:06	46 21.1	1:22	1:13:42	28 7:55 3:03:02
238	781	DE SILVA VICTOR J.	PASADENA	CA	36	E 33	:38:36	53	1:16 1:03:19	7 23.7	1:37	1:18:15	48 8:25 3:03:03
239	625	POLLO LAWRENCE	SAN GABRIEL	CA	31	D 39	:38:36	65	1:51 1:09:29	44 21.6	1:30	1:11:57	39 7:44 3:03:23
240	209	BENSON TIM	HUNTINGTON BEAC	CA	24	B 35	:33:22	18	1:58 1:09:04	33 21.7	1:14	1:17:47	43 8:22 3:03:25
241	379	FREDERICKS STEVEN A.	SIMI VALLEY	CA	27	C 70	:35:57	91	1:25 1:09:38	88 21.5	2:16	1:14:22	82 8:00 3:03:38
242	961	McHATTON DAN	RONHERT PARK	CA	41	F 23	:38:03	30	2:53 1:11:37	32 20.9	1:38	1:09:28	10 7:28 3:03:39
243	412	DARENSBOURG KENMITH HOUS	BAKERSFIELD	CA	28	C 71	:38:41	106	3:13 1:11:44	107 20.9	1:45	1:08:23	45 7:21 3:03:46
243	764	GARCIA MICHAEL	TEMPLETON	CA	37	E 34	:38:37	54	1:59 1:14:15	61 20.2	2:16	1:06:39	15 7:10 3:03:46
245	380	BERESINI KEVIN	HAWTHORNE	CA	27	C 72	:39:04	110	2:06 1:08:02	68 22.0	2:04	1:12:35	68 7:48 3:03:51
246	102	GANGLE FRANCIS	BAKERSFIELD	CA	16	A 4	:36:12	5	1:28 1:11:11	6 21.1	1:30	1:13:32	2 7:54 3:03:53
247	308	DALKE STEVE	BAKERSFIELD	CA	26	C 73	:43:00	128	1:40 1:07:24	61 22.3	1:01	1:10:50	56 7:37 3:03:55
248	194	REITSMAN RANDY	BELLFLOWER	CA	23	B 36	:36:46	42	1:22 1:04:50	8 23.1	2:00	1:18:58	47 8:29 3:03:56
248	1037	STUART DAVE	SANTA ANA	CA	48	G 9	:34:58	7	2:30 1:09:07	9 21.7	1:57	1:15:24	13 8:06 3:03:56
250	422	LEWIS THOMAS	ASPEN	CO	25	C 74	:33:43	60	3:42 1:13:23	117 20.4	2:01	1:11:08	59 7:39 3:03:57
251	752	PRACCHIA KEN	RIDGECREST	CA	36	E 35	:39:00	57	1:38 1:05:14	14 23.0	1:31	1:16:35	43 8:14 3:03:58
252	570	BUCHANAN NICK	BAKERSFIELD	CA	34	D 40	:33:28	29	2:44 1:06:56	23 22.4	2:05	1:18:46	61 8:28 3:03:59
253	846	BLOOMER JAMES R.	SEAL BEACH	CA	35	E 36	:37:21	47	1:27 1:08:43	34 21.8	1:27	1:15:04	38 8:04 3:04:02
254	792	MASON MIKE	HANFORD	CA	39	E 37	:39:09	59	1:37 1:09:36	40 21.6	1:32	1:12:27	30 7:47 3:04:21
255	780	JUSTICE JEFFREY	SAN JOSE	CA	35	E 38	:33:38	29	1:58 1:07:51	27 22.1	1:50	1:19:06	52 8:30 3:04:23
256	604	GRIMSTAD CHRISTIE P.	SAN DIEGO	CA	30	D 41	:36:56	55	2:45 1:09:29	44 21.6	3:05	1:12:13	42 7:46 3:04:28

TOT RACE PLC NO NAME	CITY	A D		DIV		DIV			DIV		RUN PPM	TOTAL TIME
		ST	E V PLC	SWIM	SWIM	T1	BIKE	BIKE	BIKE	T2		
309 923 SHELLEY RANDALL	LONG BEACH	CA	44 F 26	:43:43	43	2:14	1:10:58	28 21.1	1:40	1:11:51	18	7:44 3:10:26
310 368 BRIDGES STEVE	RIDGECREST	CA	27 C 92	:38:24	104	1:54	1:09:50	91 21.5	2:11	1:18:15	95	8:25 3:10:34
310 587 WOLFE KEVIN	WOODLAND HILLS	CA	31 D 52	:38:44	67	1:35	1:07:18	28 22.3	1:52	1:21:05	70	8:43 3:10:34
312 834 NIGRO VINCENT	SIMI VALLEY	CA	38 E 47	:38:06	50	2:45	1:09:54	42 21.5	2:00	1:17:51	47	8:22 3:10:36
313 394 ATKINS JAMES D.	MILPITAS	CA	28 C 93	:40:07	119	3:37	1:09:25	85 21.6	1:47	1:15:41	87	8:08 3:10:37
314 818 BURCH JOHN	BAKERSFIELD	CA	37 E 48	:35:07	37	2:11	1:10:02	43 21.4	2:09	1:21:11	59	8:44 3:10:40
315 606 BILLIARD DON J.	BAKERSFIELD	CA	31 D 53	:35:08	43	1:56	1:13:29	82 20.4	1:39	1:18:33	59	8:27 3:10:45
316 362 CLARICH ED	LA MESA	CA	27 C 94	:39:17	114	2:21	1:11:40	106 20.9	2:37	1:14:52	84	8:03 3:10:47
317 315 CESINGER STEVE	ENCINO	CA	25 C 95	:48:04	141	1:34	1:05:47	40 22.8	1:47	1:13:37	75	7:55 3:10:49
318 599 MOON TIM	SANTA BARBARA	CA	32 D 54	:35:08	43	1:50	1:12:32	74 20.7	2:14	1:19:10	62	8:31 3:10:54
319 162 WOLFE JEFF	ROHNERT PARK	CA	23 B 46	:40:22	57	1:50	1:08:46	32 21.8	1:22	1:18:39	45	8:27 3:10:59
320 159 HOLLINGSWORTH BRAD	CARLSBAD	CA	24 B 47	:31:44	10	2:04	1:12:01	53 20.8	1:29	1:23:51	55	9:01 3:11:09
321 677 DEACON MARK	GILROY	CA	32 D 55	:35:46	48	2:45	1:09:02	41 21.7	3:44	1:19:55	64	8:36 3:11:12
322 660 WALKER JIM	BAKERSFIELD	CA	32 D 56	:34:05	39	1:30	1:07:47	32 22.1	1:28	1:26:23	86	9:17 3:11:13
323 653 MUNIZ JOHNNY C.	ALHAMBRA	CA	31 D 57	:33:10	25	2:34	1:09:35	47 21.6	1:20	1:24:37	76	9:06 3:11:16
324 930 MacDONALD JOHN	VENTURA	CA	44 F 27	:38:22	31	1:48	1:14:47	39 20.1	1:20	1:15:04	24	8:04 3:11:21
325 925 BRIERTON JAMES	SAN DIEGO	CA	44 F 28	:43:32	41	3:06	1:08:33	15 21.9	1:44	1:14:36	22	8:01 3:11:31
326 576 CRUZ ALEXANDER	SHAFTER	CA	32 D 58	:40:37	81	2:05	1:09:27	43 21.6	1:32	1:17:54	56	8:23 3:11:35
327 445 KAHL STEVEN	BAKERSFIELD	CA	25 C 96	:28:20	12	1:48	1:12:01	110 20.8	2:00	1:27:33	122	9:25 3:11:42
328 411 HEERS BRETT C.	ENCINITAS	CA	27 C 97	:33:13	55	2:31	1:06:40	48 22.5	2:01	1:27:25	120	9:24 3:11:50
329 158 McCLARY RANDY	CARLSBAD	CA	23 B 48	:39:17	53	2:01	1:09:31	38 21.6	1:26	1:19:37	48	8:34 3:11:52
330 1011 CARR, Jr. RICHARD L.	UPLAND	CA	45 G 12	:35:16	8	1:49	1:13:17	16 20.5	1:54	1:19:41	21	8:34 3:11:57
331 950 REYES RICHARD X.	SANTA MONICA	CA	41 F 29	:35:48	21	1:58	1:07:56	13 22.1	1:28	1:24:49	35	9:07 3:11:59
332 758 FARLEY MICHAEL	HANFORD	CA	37 E 49	:43:56	79	1:39	1:13:11	53 20.5	1:37	1:11:45	27	7:43 3:12:08
333 640 HARBER BRIAN	GRAND TERRACE	CA	31 D 59	:34:02	37	2:05	1:08:20	34 22.0	1:59	1:26:13	85	9:16 3:12:39
334 423 HARBER BOB	GRAND TERRACE	CA	28 C 98	:33:59	66	2:21	1:09:52	92 21.5	1:29	1:25:01	116	9:08 3:12:42
335 373 CHAPMAN DAVID	BAKERSFIELD	CA	29 C 99	:36:04	93	1:54	1:09:00	79 21.7	1:45	1:24:02	110	9:02 3:12:45
336 561 ALLEN ROBERT R.	LONG BEACH	CA	30 D 60	:39:09	70	1:34	1:13:50	85 20.3	1:46	1:16:28	54	8:13 3:12:47
337 1017 ELLIS JIM	UPLAND	CA	47 G 13	:39:46	18	2:58	1:10:17	12 21.3	2:27	1:17:28	15	8:20 3:12:56
338 597 FEAVER CLIFF	LA JOLLA	CA	34 D 61	:33:44	35	1:51	1:18:11	106 19.2	1:48	1:17:24	55	8:19 3:12:58
339 1101 WILLIAMS DON	BAKERSFIELD	CA	54 H 7	:35:37	4	2:24	1:13:01	8 20.5	1:41	1:20:21	10	8:38 3:13:04
340 054 KERSTEN JIM	SACRAMENTO	CA	35 E 50	:37:38	49	2:46	1:14:43	62 20.1	2:54	1:15:18	39	8:06 3:13:19
341 602 FERGUSON DAN	FRESNO	CA	31 D 62	:46:10	102	1:51	1:11:43	61 20.9	1:44	1:12:18	43	7:46 3:13:46
342 808 LUZ JAMES TRAVIS	HANFORD	CA	39 E 51	:33:43	31	2:46	1:14:12	60 20.2	3:16	1:19:52	55	8:35 3:13:49
343 311 MULLER KENNETH	CLOVIS	CA	28 C 100	:34:03	68	2:25	1:13:58	120 20.3	1:47	1:21:39	103	8:47 3:13:52
344 617 WENTER BILL	BAKERSFIELD	CA	32 D 63	:39:39	73	2:04	1:12:20	71 20.7	1:30	1:18:20	57	8:25 3:13:53
345 654 HEARN MIKE	HAWTHORNE	CA	34 D 64	:31:56	17	2:15	1:12:18	70 20.7	1:32	1:25:58	83	9:15 3:13:59
345 945 RAMOS SANTIAGO	LA MIRADA	CA	42 F 30	:37:41	29	2:48	1:11:15	31 21.1	1:39	1:20:36	30	8:40 3:13:59
347 1154 FREDERICKS ART	LAS VEGAS	NV	55 I 2	:37:56	1	2:18	1:10:38	1 21.2	2:10	1:21:06	4	8:43 3:14:08
348 421 COONEY JOHN	BAKERSFIELD	CA	28 C 101	:33:29	58	2:19	1:14:27	122 20.1	1:30	1:22:26	106	8:52 3:14:11
349 631 MITCHELL JIM	BAKERSFIELD	CA	32 D 65	:38:01	60	2:56	1:06:52	21 22.4	1:42	1:24:41	77	9:06 3:14:12
350 1008 WHISLER JOHN N.	SEASIDE	CA	49 G 14	:42:35	26	3:27	1:13:53	18 20.3	1:58	1:12:24	8	7:47 3:14:17
351 192 GARRIS MAXX	BAKERSFIELD	CA	18 B 49	:41:08	58	2:24	1:11:06	46 21.1	1:45	1:17:59	44	8:23 3:14:22
352 1158 RUSSELL JOSEPH P.	MONTEREY	CA	55 I 3	:40:04	5	3:24	1:14:20	6 20.2	2:14	1:14:28	2	8:00 3:14:30
353 667 BELK SAMUEL	MUIR BEACH	CA	32 D 66	:46:55	106	2:42	1:08:35	38 21.9	1:44	1:14:44	52	8:02 3:14:40
354 941 BLAND HOWARD	CORONA DEL MAR	CA	44 F 31	:36:00	22	2:36	1:13:09	36 20.5	2:18	1:20:38	31	8:40 3:14:41
355 585 PICKER JAMES K.	LA CRESCENTA	CA	30 D 67	:38:40	66	1:31	1:12:31	73 20.7	1:12	1:20:54	68	8:42 3:14:48
356 410 HARF DANIEL E.	VISALIA	CA	29 C 102	:36:31	94	2:38	1:11:12	102 21.1	4:37	1:19:58	101	8:36 3:14:56
356 1005 BIRTALAN VIC	SANTA BARBARA	CA	45 G 15	:38:30	17	3:35	1:15:07	22 20.0	2:21	1:15:23	12	8:06 3:14:56
358 776 KNOPF BILL	PANORAMA CITY	CA	39 E 52	:37:37	48	1:52	1:11:04	49 21.1	1:40	1:22:45	60	8:54 3:14:58
359 900 WILSON JOHN R.	BAKERSFIELD	CA	41 F 32	:37:05	27	2:31	1:11:06	29 21.1	1:29	1:22:48	33	8:54 3:14:59
360 409 WALTERS STEVEN J.	CASTLE A.F.B.	CA	26 C 103	:34:24	72	3:49	1:15:13	125 19.9	4:04	1:17:54	92	8:23 3:15:24

TOT RACE PLC NO NAME	CITY	A D		DIV		DIV			DIV			TOTAL PPM TIME
		ST	E V PLC	SWIM	SWIM PLC	T1	BIKE	BIKE	BIKE	T2	RUN	
360 938 BINDER ANDREW S.	SANTA BARBARA	CA	43 F 33	:34:54	19	4:07	1:14:02	37 20.3	2:15	1:20:06	29	8:37 3:15:24
362 358 ZUBICK GREGORY T.	VENICE	CA	26 C 104	:44:46	134	1:46	1:08:15	74 22.0	1:53	1:19:09	97	8:31 3:15:49
363 1030 FARROW TONY	EL TORO	CA	47 G 16	:38:18	15	1:28	1:13:45	17 20.3	1:32	1:20:50	23	8:42 3:15:53
364 648 MUNTALVO RAY	BELMONT	CA	34 D 68	:33:18	27	3:02	1:11:47	63 20.9	1:55	1:25:59	84	9:15 3:16:01
365 1153 KERR FRED C.	SYLMAR	CA	56 I 4	:43:34	8	3:01	1:13:49	5 20.3	2:02	1:13:51	1	7:56 3:16:17
366 389 ROTH MARK G.	TORRANCE	CA	29 C 105	:37:55	101	2:11	1:14:29	123 20.1	2:23	1:19:23	98	8:32 3:16:21
367 336 WOLFE PAT	THOUSAND OAKS	CA	29 C 106	:49:42	145	1:49	1:09:10	82 21.7	2:44	1:13:07	71	7:52 3:16:32
368 384 SHEAAREN KEVIN	TORRANCE	CA	28 C 107	:34:25	73	1:28	1:11:16	103 21.0	1:03	1:28:28	125	9:31 3:16:40
368 1022 EHLERS CHUCK	ARCATA	CA	48 G 17	:42:30	25	1:40	1:12:04	14 20.8	2:02	1:18:24	17	8:26 3:16:40
370 612 ROSS PETER	LONG BEACH	CA	30 D 69	:32:00	18	2:41	1:11:53	65 20.9	2:30	1:27:43	93	9:26 3:16:47
371 215 HUNCKE DANIEL	BAKERSFIELD	CA	22 B 50	:33:46	23	1:30	1:11:57	51 20.8	2:12	1:27:24	58	9:24 3:16:49
372 1038 MOTE GENE	ANAHEIM	CA	45 G 18	:38:20	16	1:55	1:15:30	23 19.9	1:43	1:19:30	18	8:33 3:16:58
373 632 MILLER MICHAEL	LAS VEGAS	NE	30 D 70	:51:58	113	1:14	1:13:09	79 20.5	1:22	1:09:19	34	7:27 3:17:02
374 1010 MORROW TOM	SAN DIEGO	CA	49 G 19	:44:17	30	1:57	1:16:49	27 19.5	2:04	1:12:16	7	7:46 3:17:23
375 216 NIELSON ED	SAN JOSE	CA	24 B 51	:39:57	55	2:45	1:12:54	57 20.6	2:10	1:20:05	51	8:37 3:17:51
376 943 SCHNEIDER MICHAEL J.	MANHATTAN BEACH	CA	40 F 34	:42:14	38	1:43	1:12:12	33 20.8	2:42	1:19:12	28	8:31 3:18:03
377 1107 O'BRIEN WILLIAM	REDWOOD CITY	CA	51 H 8	:40:06	12	4:20	1:12:57	7 20.6	2:29	1:18:20	9	8:25 3:18:12
378 811 LOBRE FRANK R.	BAKERSFIELD	CA	37 E 53	:38:47	56	2:14	1:08:50	36 21.8	1:41	1:26:41	67	9:19 3:18:13
379 370 HEIDENREICH PAUL E.	WOODLAND HILLS	CA	28 C 108	:35:07	81	1:38	1:12:58	115 20.6	2:06	1:26:34	118	9:18 3:18:23
380 203 GRATTAN KIT	MERCED	CA	23 B 52	:21:14	1	1:42	1:19:06	69 19.0	1:47	1:34:37	64	10:10 3:18:26
380 1020 NORRIS ANTHONY	SAN CLEMENTE	CA	49 G 20	:40:05	19	4:04	1:11:40	13 20.9	2:51	1:19:46	22	8:35 3:18:26
382 767 OLSON RICHARD P.	LAKE ISABELLA	CA	35 E 54	:38:08	52	2:04	1:16:33	70 19.6	1:20	1:20:32	58	8:40 3:18:37
383 1007 NISBET JOHN	ALAMEDA	CA	45 G 21	:40:29	20	3:17	1:12:35	15 20.7	2:47	1:19:32	19	8:33 3:18:40
384 663 AMILARELLI TONY	HENDERSON	NV	31 D 71	:45:23	96	2:34	1:15:17	93 19.9	2:11	1:13:20	50	7:53 3:18:45
385 172 GARNER ROY E.	DIAMOND BAR	CA	19 B 53	:42:54	61	2:38	1:15:00	64 20.0	1:28	1:17:09	39	8:18 3:19:09
386 823 LUND NEAL T.	CORONADO	CA	35 E 55	:49:33	90	2:18	1:10:49	47 21.2	1:49	1:14:53	37	8:03 3:19:22
387 439 THOMAS DAVID W.	BAKERSFIELD	CA	29 C 109	:39:07	112	2:56	1:11:25	104 21.0	2:08	1:24:02	110	9:02 3:19:38
388 218 KOS BRYAN	PIEDMONT	CA	24 B 54	:35:09	33	2:17	1:13:13	58 20.5	2:05	1:27:07	57	9:22 3:19:51
389 415 FAHRENHOLZ TOM	MANHATTAN BEACH	CA	26 C 110	:29:01	14	1:58	1:12:11	111 20.8	2:00	1:34:42	130	10:11 3:19:52
390 798 BRUNSON BOB	FONTANA	CA	35 E 56	:40:34	65	2:43	1:09:31	38 21.6	1:50	1:25:17	62	9:10 3:19:55
391 584 RODGERS JACK	MODESTO	CA	32 D 72	:44:41	94	2:09	1:12:36	75 20.7	1:51	1:18:41	60	8:28 3:19:58
391 1109 WAY ARNOLD	TORRANCE	CA	51 H 9	:42:59	15	2:26	1:18:03	12 19.2	1:30	1:15:00	6	8:04 3:19:58
393 1122 BLAHA JIM	SANTA CLARA	CA	51 H 10	:39:13	10	2:41	1:13:06	9 20.5	1:59	1:23:10	12	8:57 3:20:09
394 928 STONE ROBERT	BAKERSFIELD	CA	41 F 35	:36:50	26	2:25	1:15:26	40 19.9	3:00	1:22:31	32	8:52 3:20:12
395 624 PLENTZAS PHIL	LAS VEGAS	NV	31 D 73	:39:38	72	2:31	1:14:55	92 20.0	2:56	1:20:20	66	8:38 3:20:20
396 903 JACOBSEN DAVID C.	BAKERSFIELD	CA	40 F 36	:33:46	16	3:20	1:09:23	20 21.6	4:13	1:29:40	43	9:38 3:20:22
397 1001 WELLS LARRY A.	BAKERSFIELD	CA	49 G 22	:42:50	29	2:33	1:14:13	19 20.2	1:38	1:19:39	20	8:34 3:20:53
398 562 STINSON BEN	BAKERSFIELD	CA	32 D 74	:35:30	47	2:15	1:11:46	62 20.9	2:15	1:29:09	98	9:35 3:20:55
399 392 GIMARUSTI KEVIN	SIERRA MADRE	CA	28 C 111	:42:36	125	4:17	1:16:20	130 19.7	1:07	1:16:42	89	8:15 3:21:02
399 836 PREMONT RANDY	MANHATTAN BEACH	CA	39 E 57	:41:20	68	2:29	1:15:54	67 19.8	1:30	1:19:49	54	8:35 3:21:02
401 1160 DIMTRIOU JIM	PALM DESERT	CA	56 I 5	:39:53	4	2:46	1:12:45	4 20.6	2:13	1:23:29	5	8:59 3:21:06
402 376 SIMS KEITH	BAKERSFIELD	CA	28 C 112	:41:57	124	2:25	1:07:57	67 22.1	1:06	1:27:50	123	9:27 3:21:15
403 428 FRANCIS JED	BAKERSFIELD	CA	27 C 113	*****	***	*****	1:17:08	132 19.4	4:24	1:18:47	96	8:28 3:21:27
404 104 HAVERSTOCK GREG	BAKERSFIELD	CA	17 A 6	:41:13	6	2:02	1:07:42	4 22.2	1:28	1:29:05	6	9:35 3:21:30
405 622 ERTMAN DANNY	ARCATA	CA	30 D 75	:36:15	51	1:36	1:09:41	48 21.5	2:14	1:31:52	101	9:53 3:21:38
406 914 GARDNER BOB	CANOGA PARK	CA	44 F 37	:38:26	32	3:48	1:16:58	44 19.5	3:23	1:19:05	27	8:30 3:21:40
407 589 YOUNG MARK A.	BAKERSFIELD	CA	31 D 76	:41:40	84	2:00	1:12:10	68 20.8	1:37	1:24:18	75	9:04 3:21:45
408 459 PETTIJOHN KARL A.	LOS ANGELES	CA	25 C 114	:35:32	85	1:31	1:16:02	129 19.7	1:40	1:27:05	119	9:22 3:21:50
409 442 PETERSEN JOE L.	BAKERSFIELD	CA	29 C 115	:48:31	142	2:15	1:06:49	51 22.4	1:52	1:22:29	107	8:52 3:21:56
410 581 MANDIC LES	THOUSAND OAKS	CA	30 D 77	:37:27	57	2:14	1:12:02	67 20.8	1:57	1:28:19	94	9:30 3:21:59
411 761 ADAMSON REED	BAKERSFIELD	CA	36 E 58	:36:02	43	2:30	1:14:08	59 20.2	1:34	1:27:46	71	9:26 3:22:00
412 577 HOLMES THOMAS B.	ATASCADERO	CA	32 D 78	:41:58	85	3:05	1:08:02	33 22.0	5:01	1:24:00	74	9:02 3:22:06

TOT RACE PLC NO NAME	CITY	A D		DIV		DIV			DIV			TOTAL PPM TIME		
		ST	E V PLC	SWIM TIME	SWIM PLC	T1 TIME	BIKE TIME	BIKE PLC	BIKE MPH	T2 TIME	RUN TIME		RUN PLC	
413 812 LEWIS MICHAEL R.	BAKERSFIELD	CA 35	E 59	:39:50	62	2:56	1:10:32	46	21.3	2:03	1:26:47	68	9:20	3:22:08
414 173 COMSTOCK TIM	OXNARD	CA 21	B 55	*****	***	*****	1:06:29	15	22.6	1:23	1:33:45	63	10:05	3:22:09
415 573 AGUILAR RAY	LA MIRADA	CA 31	D 79	:38:33	64	1:39	1:11:56	66	20.9	1:37	1:28:30	97	9:31	3:22:15
416 1116 EBERLY JACK	BAKERSFIELD	CA 54	H 11	:41:41	13	2:14	1:09:35	4	21.6	2:10	1:26:38	15	9:19	3:22:18
417 1111 IVES TERRY LEE	SAN CLEMENTE	CA 51	H 12	:42:07	14	3:05	1:18:38	13	19.1	2:11	1:16:28	8	8:13	3:22:29
418 1152 BROWN BILL	CARSON CITY	NV 56	I 6	:38:04	2	2:03	1:12:37	3	20.7	1:05	1:29:00	8	9:34	3:22:49
419 1203 BELLIAN VERE W.	HUDSON	OH 60	J 1	:45:23	2	3:39	1:15:04	1	20.0	3:20	1:15:32	1	8:07	3:22:58
420 403 LIPSKI PAUL E.	WEST COVINA	CA 27	C 116	:34:47	77	2:22	1:14:48	124	20.1	2:14	1:29:13	127	9:36	3:23:24
421 855 GROSS GERALD	SAN LUIS OBISPO	CA 35	E 60	:40:30	64	2:26	1:21:28	85	18.4	1:36	1:17:35	46	8:21	3:23:35
422 437 CLEMANS DWAYNE	BAKERSFIELD	CA 27	C 117	:33:15	56	1:58	1:17:22	133	19.4	1:51	1:29:23	128	9:37	3:23:49
423 856 CHASE GORDON	MARINA DEL REY	CA 37	E 61	:53:48	91	2:56	1:08:26	33	21.9	2:50	1:16:02	42	8:11	3:24:02
424 340 LANTZ JACK	SAN DIEGO	CA 27	C 118	:38:23	103	2:21	1:17:25	134	19.4	1:44	1:24:22	115	9:04	3:24:15
425 462 HAUPT STEVE	BAKERSFIELD	CA 29	C 119	:38:59	109	3:12	1:12:34	114	20.7	2:36	1:27:28	121	9:24	3:24:49
426 356 MATSUI MICHAEL	REDONDO BEACH	CA 29	C 120	:44:57	135	4:06	1:15:55	128	19.8	1:59	1:17:54	92	8:23	3:24:51
427 202 SNELL PETE	WOODLAND HILLS	CA 20	B 56	:34:28	28	1:49	1:15:05	65	20.0	2:05	1:31:35	61	9:51	3:25:02
428 794 GALLUP RICHARD	DEL MAR	CA 35	E 62	:33:23	25	3:13	1:11:34	51	21.0	3:35	1:33:20	80	10:02	3:25:05
429 208 PADRON JR VALENTINE	BAKERSFIELD	CA 23	B 57	:47:39	66	3:46	1:14:47	63	20.1	2:12	1:16:51	38	8:16	3:25:15
430 787 HARDT THOMAS	BAKERSFIELD	CA 36	E 63	:39:06	58	2:15	1:16:27	69	19.6	1:40	1:26:32	66	9:18	3:26:00
431 754 ELLIS ROD	BAKERSFIELD	CA 38	E 64	:33:40	30	2:20	1:10:53	48	21.2	1:30	1:37:40	90	10:30	3:26:03
432 164 EVANS CHRIS	FONTANA	CA 19	B 58	:39:14	52	2:16	1:07:57	29	22.1	1:20	1:35:17	65	10:15	3:26:04
432 593 WULFF SCOTT S.	LA JOLLA	CA 31	D 80	:45:28	97	2:17	1:11:11	59	21.1	1:48	1:25:20	80	9:11	3:26:04
434 1014 OWENS LARRY	FRESNO	CA 46	G 23	:41:45	23	2:46	1:14:24	20	20.2	1:45	1:25:27	25	9:11	3:26:07
435 853 O'ROURKE KEVIN	BAKERSFIELD	CA 36	E 65	:42:24	72	3:47	1:13:44	55	20.3	2:25	1:23:48	61	9:01	3:26:08
436 665 WHITING KEN	SANTA CRUZ	CA 32	D 81	:42:21	88	2:34	1:19:13	110	18.9	1:49	1:20:37	67	8:40	3:26:34
437 907 GALLAGHER J. MICHAEL	FRESNO	CA 40	F 38	:38:38	33	2:38	1:16:14	43	19.7	2:02	1:27:12	40	9:23	3:26:44
438 847 BANDUCCI DAVID	EUREKA	CA 39	E 66	:34:30	35	1:22	1:14:07	58	20.2	1:41	1:35:12	83	10:14	3:26:52
439 775 ALSTON DESI	ALEXANDRIA	VA 35	E 67	:45:53	84	4:29	1:14:03	57	20.3	2:57	1:19:32	53	8:33	3:26:54
440 417 PARKAN TIM	JAMESTOWN	CA 26	C 121	:43:22	129	2:48	1:14:18	121	20.2	2:22	1:24:14	112	9:03	3:27:04
441 1114 GITT JOE	FAIR OAKS	CA 51	H 13	:38:33	9	2:31	1:19:02	14	19.0	2:31	1:24:33	14	9:05	3:27:10
442 670 TESTA NICK	MOUNTAIN VIEW	CA 34	D 82	:41:11	83	3:14	1:19:10	109	18.9	2:48	1:20:58	69	8:42	3:27:21
443 795 BRUM STEVE	HANFORD	CA 36	E 68	:33:16	22	2:30	1:17:27	73	19.4	1:42	1:32:43	78	9:58	3:27:38
444 817 SCHONELDT BRIANE	ARCATA	CA 39	E 69	:36:02	43	1:19	1:17:15	72	19.4	1:44	1:31:38	76	9:51	3:27:58
445 583 O'CONNOR BRIAN	SANTA BARBARA	CA 31	D 83	:33:18	27	2:44	1:17:52	102	19.3	2:20	1:32:00	102	9:54	3:28:14
446 452 HAMMONS CRAIG	BAKERSFIELD	CA 26	C 122	:45:55	136	2:28	1:13:24	118	20.4	3:08	1:23:20	108	8:58	3:28:15
447 626 DOWNS JOHN W.	BAKERSFIELD	CA 34	D 84	:38:32	63	2:33	1:17:44	101	19.3	2:16	1:27:13	91	9:23	3:28:18
448 936 BOYCE STAN	BAKERSFIELD	CA 40	F 39	:42:58	39	2:00	1:15:45	42	19.8	1:19	1:26:32	38	9:18	3:28:34
449 630 BEAL KENNETH P.	BAKERSFIELD	CA 30	D 85	:40:11	77	3:32	1:13:06	78	20.5	3:19	1:28:28	96	9:31	3:28:36
450 1023 CAMPBELL KEN	ORANGE	CA 45	G 24	:48:04	33	2:30	1:18:41	29	19.1	2:34	1:16:55	14	8:16	3:28:44
451 321 AYRES RONALD R.	HUNTINGTON BEAC	CA 25	C 123	:32:36	43	2:54	1:09:59	93	21.4	2:09	1:41:29	133	10:55	3:29:07
452 177 KREITZ ED	FULLERTON	CA 20	B 59	:49:26	68	1:39	1:15:58	67	19.7	:54	1:21:20	52	8:45	3:29:17
453 565 ALLDREDGE BRETT R.	VISALIA	CA 34	D 86	:42:43	89	2:05	1:17:01	96	19.5	1:56	1:25:35	81	9:12	3:29:20
454 904 LESSLEY JERRY	EARLIMART	CA 40	F 40	:44:09	45	3:41	1:12:39	34	20.6	2:37	1:26:20	37	9:17	3:29:26
455 916 ALLAN RICHARD J.	COSTA MESA	CA 40	F 41	:48:11	52	2:28	1:10:24	24	21.3	1:41	1:27:07	39	9:22	3:29:51
456 662 KEENY JEFFREY	SAN DIEGO	CA 32	D 87	:39:31	71	2:49	1:17:58	103	19.2	2:35	1:27:00	89	9:21	3:29:53
457 674 SAVAGE JON	NEWPORT BEACH	CA 30	D 88	:40:34	79	3:39	1:17:12	99	19.4	1:41	1:27:00	89	9:21	3:30:06
458 642 DUQUETTE, ESQ. RICHARD	VISTA	CA 31	D 89	:36:54	54	1:42	1:14:33	88	20.1	1:37	1:35:22	106	10:15	3:30:08
459 607 WEGIS ROBERT L.	BAKERSFIELD	CA 33	D 90	:38:23	62	2:04	1:14:35	89	20.1	1:49	1:33:27	103	10:03	3:30:18
460 750 POWELL DAVID	BAKERSFIELD	CA 38	E 70	:41:02	66	2:31	1:18:04	78	19.2	1:49	1:27:31	70	9:25	3:30:57
461 550 DEMOS GEORGE J.	BAKERSFIELD	CA 30	D 91	:45:47	99	2:48	1:13:32	83	20.4	2:23	1:26:37	88	9:19	3:31:07
462 334 GATES CHRIS T.	SAN CLEMENTE	CA 26	C 124	:39:31	115	3:39	1:21:11	139	18.5	2:31	1:24:18	114	9:04	3:31:10
463 753 LEE JOHN	VENICE	CA 38	E 71	:42:49	74	2:44	1:17:54	76	19.3	1:32	1:26:21	65	9:17	3:31:20
464 638 MERRILL KENT	COSTA MESA	CA 32	D 92	:46:06	101	5:10	1:11:25	60	21.0	2:34	1:26:23	86	9:17	3:31:38

TOT RACE PLC NO NAME	CITY	A D		DIV		DIV			DIV			TOTAL TIME	
		ST	E V	G I	SWIM SWIM	T1	BIKE BIKE BIKE	T2	RUN	RUN	RUN		
				PLC	TIME	PLC	TIME	PLC	MPH	TIME	TIME	PLC	PPH
465 915 BRAUNHARDT BOB	FULLERTON	CA	44	F 42	:43:05	40	4:08	1:12:55	35 20.6	2:34	1:29:06	42	9:35 3:31:48
466 556 COX DAVE	NORTHRIDGE	CA	32	D 93	:34:58	42	1:48	1:10:36	54 21.2	2:33	1:41:55	110	10:58 3:31:50
467 1009 GATE TOM	BUENA PARK	CA	47	G 25	:42:27	24	2:14	1:16:09	24 19.7	2:00	1:29:12	27	9:35 3:32:02
468 196 LEITERMAN RODNEY M.	WESTMINSTER	CA	21	B 60	1:00:06	72	8:55	1:13:48	59 20.3	4:21	1:04:55	8	6:59 3:32:05
469 646 BREWER DAVID	BAKERSFIELD	CA	33	D 94	:49:24	109	2:51	1:12:52	77 20.6	2:35	1:24:54	78	9:08 3:32:36
470 559 SCHMID RICHARD J.	TRONA	CA	33	D 95	:50:43	112	4:50	1:14:48	91 20.1	2:22	1:20:01	65	8:36 3:32:44
471 1156 SPEER JACK M.	LONG BEACH	CA	56	I 7	:43:18	7	1:58	1:20:19	8 18.7	2:19	1:25:10	6	9:09 3:33:04
472 390 KAYE GREG	HUNTINGTON BEAC	CA	28	C 125	:42:49	126	2:25	1:17:27	135 19.4	2:33	1:27:51	124	9:27 3:33:05
473 1159 DENNY CHRIS	FRESNO	CA	56	I 8	:43:46	9	2:50	1:16:40	7 19.6	1:55	1:28:05	7	9:28 3:33:16
474 567 HUBBARD SCOTT R.	BARSTOW	CA	34	D 96	:39:44	74	2:04	1:13:37	84 20.4	2:16	1:35:43	107	10:18 3:33:24
475 777 LOUVIER JED A.	MISSION VIEJO	CA	35	E 72	:40:21	63	2:33	1:16:50	71 19.5	1:58	1:31:53	77	9:53 3:33:35
476 1110 BLACKBURN ROBERT	REDWOOD CITY	CA	50	H 14	:32:40	1	5:15	1:29:53	21 16.7	1:39	1:24:20	13	9:04 3:33:47
477 656 WEINMANN CREGG	BAKERSFIELD	CA	32	D 97	:44:00	93	2:15	1:18:05	105 19.2	2:00	1:27:35	92	9:25 3:33:55
478 826 WALDEN DENNIS G.	MISSION VIEJO	CA	37	E 73	:41:12	67	3:06	1:17:56	77 19.2	2:00	1:30:10	74	9:42 3:34:24
479 810 SANCHEZ RAUL	BAKERSFIELD	CA	36	E 74	:53:56	92	2:40	1:22:33	89 18.2	1:56	1:13:20	32	7:53 3:34:25
480 1033 ALLYN LANCY	HANFORD	CA	45	G 26	:37:52	14	3:08	1:14:47	21 20.1	2:34	1:36:21	30	10:22 3:34:42
481 391 HEIDENREICH NEAL	TORRANCE	CA	27	C 126	:48:37	143	2:52	*****	*** **	*****	1:30:08	129	9:42 3:34:53
482 601 WATSON LEONARD A.	ANAHEIM	CA	31	D 98	:43:08	91	3:50	1:18:03	104 19.2	1:58	1:28:22	95	9:30 3:35:21
483 324 BARRETT ROBERT R.	REDONDO BEACH	CA	25	C 127	:40:02	118	2:04	1:08:04	69 22.0	1:19	1:44:00	136	11:11 3:35:29
484 180 KENNEDY DOUGLAS A.	BAKERSFIELD	CA	19	B 61	:43:04	63	2:30	1:15:40	66 19.8	1:55	1:32:24	62	9:56 3:35:33
485 837 SPLADY REAGAN	TUSTIN	CA	38	E 75	:47:52	87	3:21	1:13:48	56 20.3	2:00	1:28:57	72	9:34 3:35:58
486 833 AGUIRRE ERNIE	BAKERSFIELD	CA	39	E 76	:49:23	89	2:35	1:21:17	84 18.5	2:40	1:20:12	57	8:37 3:36:07
487 842 HARTNACK ROBERT D.	BAKERSFIELD	CA	38	E 77	:43:39	77	1:48	1:15:16	63 19.9	2:35	1:33:13	79	10:01 3:36:31
488 230 PERRIGO THOMAS	LEMOORE	CA	24	B 62	:39:04	51	3:23	1:27:07	71 17.2	4:00	1:23:31	54	8:59 3:37:05
489 806 BEACOM KEVIN	BAKERSFIELD	CA	37	E 78	:41:50	69	4:14	1:15:17	64 19.9	2:25	1:33:36	81	10:04 3:37:22
490 618 LANHAM MIKE	GOLETA	CA	33	D 99	:45:49	100	2:23	1:18:21	107 19.1	1:53	1:29:30	99	9:37 3:37:56
491 906 SMITH DENNIS M.	FRESNO	CA	43	F 43	:45:51	48	2:49	1:14:44	38 20.1	2:27	1:32:09	46	9:55 3:38:00
492 955 COMERFORD MIKE	FRESNO	CA	41	F 44	:46:22	50	2:56	1:18:19	47 19.2	2:36	1:27:49	41	9:27 3:38:02
493 552 MOEHLMAN STEVE	BAKERSFIELD	CA	31	D 100	:52:55	114	2:46	1:17:03	98 19.5	2:09	1:23:14	72	8:57 3:38:07
494 927 DAVIS TED	BAKERSFIELD	CA	40	F 45	:36:46	25	2:20	1:17:00	45 19.5	2:01	1:40:01	54	10:45 3:38:08
495 1123 CRYDERMAN GERALD	GOLD RIVER	CA	53	H 15	:43:51	17	3:45	1:19:56	16 18.8	3:06	1:28:04	16	9:28 3:38:42
496 1102 BUA FRANK	CHINO	CA	50	H 16	:53:51	20	3:31	1:17:42	11 19.3	2:46	1:21:29	11	8:46 3:39:19
497 1004 LAGIOS MICHAEL D.	TIBURON	CA	49	G 27	:42:35	26	3:44	1:16:41	26 19.6	5:04	1:31:29	29	9:50 3:39:33
498 831 BUCKNER HARRY L.	VISALIA	CA	36	E 79	:43:42	78	3:48	1:21:53	88 18.3	4:33	1:26:09	64	9:16 3:40:05
499 598 ROONEY WARREN	BAKERSFIELD	CA	30	D 101	:45:38	98	4:07	1:24:35	118 17.7	2:26	1:23:35	73	8:59 3:40:21
500 819 KOVACEVIC DOMINIC	SAN JOSE	CA	39	E 80	:48:03	88	7:15	1:21:32	86 18.4	5:29	1:18:35	50	8:27 3:40:54
501 156 SILVER SEAN A.	WOODLAND HILLS	CA	19	B 63	:44:05	64	2:39	1:12:33	56 20.7	2:51	1:38:56	66	10:38 3:41:04
502 406 ZUNIGA PATRICK ALLEN	FOUNTAIN VALLEY	CA	27	C 128	:32:17	39	2:24	1:19:05	136 19.0	1:54	1:45:30	138	11:21 3:41:10
503 937 BUIS MIKE	ANAHEIM	CA	44	F 46	:40:29	36	2:21	1:21:43	53 18.4	2:10	1:34:49	49	10:12 3:41:32
504 816 PEARLMAN MURRAY	VALENCIA	CA	38	E 81	:42:09	70	2:19	1:17:28	74 19.4	1:35	1:38:17	91	10:34 3:41:48
505 166 SWIRSKY MARC	WOODLAND HILLS	CA	20	B 64	:55:03	70	2:04	1:14:28	62 20.1	1:40	1:28:44	59	9:32 3:41:59
506 569 DEETER BRUCE	BAKERSFIELD	CA	32	D 102	:56:28	119	3:21	1:14:45	90 20.1	1:41	1:25:48	82	9:14 3:42:03
507 1028 THOMASON ROBERT L.	FOUNTAIN VALLEY	CA	46	G 28	:36:45	11	3:14	1:16:24	25 19.6	2:42	1:43:05	34	11:05 3:42:10
508 843 MINTZ STAN	IRVINE	CA	35	E 82	:45:40	82	2:17	1:18:30	79 19.1	2:06	1:33:58	82	10:06 3:42:31
509 940 KORECHOFF ROBERT	VAN NUYS	CA	41	F 47	:45:48	47	2:28	1:17:25	46 19.4	2:24	1:34:46	48	10:11 3:42:51
510 619 MATTHEWS JEFFREY	SAN DIEGO	CA	33	D 103	:40:09	76	3:00	1:19:54	112 18.8	2:15	1:37:34	108	10:29 3:42:52
511 1006 BROWN WALTER E.	FRESNO	CA	47	G 29	:36:47	12	15:07	1:23:18	32 18.0	2:35	1:25:14	24	9:10 3:43:01
512 582 KING GARY	SIMI VALLEY	CA	34	D 104	:33:38	32	2:11	1:18:26	108 19.1	1:38	1:47:56	114	11:36 3:43:49
513 317 PARTELLO DOUGLAS D.	OXNARD	CA	28	C 129	:48:45	144	1:52	1:16:38	131 19.6	1:24	1:35:11	131	10:14 3:43:50
514 152 JACOBSEN ROBERT	HUNTINGTON BEAC	CA	24	B 65	:52:08	69	5:25	1:12:25	55 20.7	4:09	1:29:48	60	9:39 3:43:55
515 365 LANGLEY MICHAEL E.	BAKERSFIELD	CA	27	C 130	:41:03	122	1:46	1:15:33	126 19.9	1:55	1:43:40	135	11:09 3:43:57
516 441 SIMMS ROBERT	BAKERSFIELD	CA	25	C 131	:50:08	146	4:27	1:21:51	140 18.3	4:04	1:23:29	109	8:59 3:43:59

TOT RACE PLC NO NAME	CITY	A D		DIV		DIV			DIV			TOTAL TIME		
		ST	E V PLC	SWIM TIME	SWIM PLC	T1 TIME	BIKE TIME	BIKE PLC	BIKE MPH	T2 TIME	RUN TIME		RUN PLC	RUN PPH
569 1207 WEINSCHENK FRANZ	CLOVIS	CA	62 J 6	:49:58	5	2:35	1:24:03	6	17.8	1:47	1:47:43	6	11:35	4:06:06
570 1208 JERMAN RONALD	LA MESA	CA	62 J 7	:48:13	4	5:25	1:22:13	3	18.2	2:57	1:49:14	8	11:45	4:08:02
571 578 GILLETTE ROBERT	ALTADENA	CA	30 D 115	:49:30	110	5:43	1:23:36	116	17.9	3:05	1:47:25	113	11:33	4:09:19
572 1210 FREULER CHUCK	FRESNO	CA	60 J 8	:55:44	7	2:49	1:20:44	2	18.6	2:25	1:51:07	9	11:57	4:12:49
573 197 McEWEN ROB	CARMICHAEL	CA	19 B 69	:42:58	62	3:44	1:24:58	70	17.7	3:17	1:58:02	70	12:42	4:12:59
574 303 PERSON PAT	BAKERSFIELD	CA	29 C 138	:38:44	107	2:43	1:28:16	144	17.0	2:20	2:02:07	144	13:08	4:14:10
575 448 GADDIS ALAN	NEWPORT BEACH	CA	26 C 139	:58:14	147	3:21	1:23:41	142	17.9	2:32	1:47:24	140	11:33	4:15:12
576 1117 BROOKS DAVID	ENCINO	CA	50 H 22	1:07:45	23	3:37	1:24:36	19	17.7	1:48	1:39:09	20	10:40	4:16:55
577 1151 MAIJALA DOUG	LA PALMA	CA	58 I 9	:42:50	6	2:03	1:20:50	9	18.6	2:06	2:09:30	10	13:55	4:17:19
578 106 ELLIS DAN	BAKERSFIELD	CA	16 A 7	:54:30	8	3:59	1:31:57	7	16.3	1:32	1:48:27	7	11:40	4:20:25
579 964 SCOTTI RICHARD J.	SAN PEDRO	CA	44 F 58	:59:33	59	5:43	1:33:17	59	16.1	5:16	1:38:11	52	10:33	4:22:00
580 959 WALLRATH RICHARD	BAKERSFIELD	CA	43 F 59	:52:19	54	3:59	1:31:58	58	16.3	3:14	1:52:16	59	12:04	4:23:46
581 1202 BURDICK MAX L.	SALT LAKE CITY	UT	65 J 9	1:00:42	9	7:45	1:32:41	9	16.2	5:22	1:37:57	5	10:32	4:24:27
582 307 LOFY STEPHEN	BAKERSFIELD	CA	29 C 140	:46:17	137	3:15	1:49:30	146	13.7	2:15	1:46:54	139	11:30	4:28:11
583 225 PIERETTI CASEY	SANTA BARBARA	CA	21 B 70	:38:01	47	2:29	1:14:10	60	20.2	2:38	2:31:13	71	16:16	4:28:31
584 1157 BLACK RALPH E.	MORAGA	CA	57 I 10	1:00:06	11	6:03	1:34:27	11	15.9	5:46	1:49:07	9	11:44	4:35:29
585 785 HINSON MIKE	BAKERSFIELD	CA	38 E 92	:45:23	81	4:08	1:37:27	94	15.4	2:24	2:07:45	95	13:44	4:37:07
586 345 JACOBS ANDREW C.	BAKERSFIELD	CA	27 C 141	:47:04	139	2:55	1:30:13	145	16.6	1:36	2:15:50	145	14:36	4:37:38
587 675 SEIBERT JEFF	BAKERSFIELD	CA	30 D 116	:47:17	107	3:49	1:43:03	119	14.5	5:35	2:05:36	118	13:30	4:45:20
588 1150 IVORS WILLIAM 'BILL'	BAKERSFIELD	CA	56 I 11	:51:42	10	3:41	1:25:17	10	17.6	2:58	2:28:22	11	15:57	4:52:00
589 1205 MELVILLE JOHN E.	OJAI	CA	68 J 10	:59:15	8	5:06	1:45:19	10	14.2	3:23	2:01:14	10	13:02	4:54:17
**** 17 SUCKUT CURTIS	BAKERSFIELD	CA	27 X ***	:26:25	14	1:15	1:03:40	24	23.6	:58	[DNF]	***	****	[DNF]
**** 29 COLLINS MICHAEL	MAR VISTA	CA	22 X ***	:25:01	6	1:03	1:02:02	19	24.2	:0	[DNF]	***	****	[DNF]
**** 187 McCULLOUGH PATRICK	BAKERSFIELD	CA	23 B ***	:31:45	11	3:11	2:51:31	72	8.7	:0	[DNF]	***	****	[DNF]
**** 207 PARTCH DAVID	SANTA YNEZ	CA	18 B ***	:35:27	35	1:34	1:11:51	50	20.9	:0	[DNF]	***	****	[DNF]
**** 339 MARSHALL L. SCOTT	SAN DIEGO	CA	29 C ***	:38:55	108	2:51	1:19:11	137	18.9	:0	[DNF]	***	****	[DNF]
**** 341 KLATTE SCOTT	PLAYA DEL REY	CA	27 C ***	:32:37	44	1:39	1:04:20	24	23.3	:0	[DNF]	***	****	[DNF]
**** 572 SWEO MARK	BAKERSFIELD	CA	30 D ***	:34:52	41	2:03	1:14:28	87	20.1	2:06	[DNF]	***	****	[DNF]
**** 791 ENGELN DANIEL	RANCHO PALOS VE	CA	35 E ***	:31:49	15	1:50	1:04:59	12	23.1	2:33	[DNF]	***	****	[DNF]
**** 958 ROGGE MIKE	STOCKTON	CA	41 F ***	:39:37	35	3:12	1:05:47	6	22.8	1:58	[DNF]	***	****	[DNF]
**** 1018 KIRKPATRICK MELVIN	aptos	ca	48 G ***	1:06:25	36	4:26	1:26:36	34	17.3	4:17	[DNF]	***	****	[DNF]
**** 1108 FONTAINE RON	BAKERSFIELD	CA	52 H ***	1:00:57	22	3:35	1:38:55	23	15.2	5:45	[DNF]	***	****	[DNF]
**** 107 GILTNER GREG	BAKERSFIELD	CA	16 A ***	:49:54	7	:0	[DNF]	***	****	*****	[DNF]	***	****	[DNF]
**** 171 L.J. SMITH	BAKERSFIELD	CA	24 B ***	:40:16	56	2:21	[DNF]	***	****	*****	[DNF]	***	****	[DNF]
**** 316 MOON DOUG	CAMBRIA	CA	29 C ***	:37:49	99	:0	[DNF]	***	****	*****	[DNF]	***	****	[DNF]
**** 431 WALT-MORSE PETER M.	CHICAGO	IL	29 C ***	:35:45	89	2:52	[DNF]	***	****	*****	[DNF]	***	****	[DNF]
**** 668 SANCHEZ ERNIE	ENCINITAS	CA	32 D ***	:50:04	111	:0	[DNF]	***	****	*****	[DNF]	***	****	[DNF]
**** 1031 McCLURE ANTHONY	BAKERSFIELD	CA	47 G ***	:47:42	32	3:22	[DNF]	***	****	*****	[DNF]	***	****	[DNF]
**** 221 LINCOLN TONY	ISLA VISTA	CA	19 B ***	:37:43	46	1:50	1:07:45	24	22.1	1:22	1:25:43	56	9:13	[DQ]
**** 306 WOLOSZYN PAWEL	SANTA BARBARA	CA	26 C ***	:30:43	26	2:11	1:09:27	86	21.6	1:58	1:21:29	102	8:46	[DQ]
**** 352 BACHRACH, Jr. WILLIAM	LA JOLLA	CA	29 C ***	:43:59	130	1:39	1:10:42	100	21.2	1:19	1:10:21	54	7:34	[DQ]
**** 402 GOODNOUGH CARTER M.	SAN DIEGO	CA	25 C ***	:32:51	49	2:01	1:04:46	27	23.2	1:11	1:03:43	22	6:51	[DQ]
**** 451 MACE BRUCE	SAN FRANCISCO	CA	29 C ***	:32:49	48	2:05	1:06:05	41	22.7	1:22	1:03:07	19	6:47	[DQ]
**** 623 McEWEN DAVID A.	SACRAMENTO	CA	33 D ***	:37:26	56	2:17	1:08:22	35	21.9	1:54	1:08:22	30	7:21	[DQ]
**** 658 SEKUNDIAK DANA-MICHAEL	WINNIPEG, CANAD	30	D ***	:37:34	59	1:47	1:07:24	29	22.3	1:14	1:03:31	6	6:50	[DQ]
**** 756 RENNER MICHAEL J.	BAKERSFIELD	CA	38 E ***	*****	***	*****	1:19:11	81	18.9	1:33	1:57:36	94	12:39	[DQ]
**** 830 NAVARRO REYNALDO	BAKERSFIELD	CA	36 E ***	:45:42	83	3:12	1:15:56	68	19.8	2:52	1:29:20	73	9:36	[DQ]
**** 852 ORTEGA PEPE	BAKERSFIELD	CA	39 E ***	*****	***	*****	1:20:49	82	18.6	3:22	1:20:03	56	8:36	[DQ]
**** 952 GRACE GARRY	SAN DIEGO	CA	40 F ***	:43:35	42	2:24	1:35:28	60	15.7	2:22	1:35:00	50	10:13	[DQ]

** DENOTES TIME PENALTY

DATE: May 18 1988
 TIME: 23:34:51

THE 1988 BAKERSFIELD BUD LIGHT TRIATHLON
 BAKERSFIELD, CALIFORNIA
 MAY 14, 1988

WOMEN'S OVERALL RESULTS

TOT RACE PLC NO NAME	CITY	A D		G I DIV ST E V PLC	SWIM TIME	SWIM PLC	T1 TIME	DIV			T2 TIME	RUN TIME	DIV			TOTAL TIME
		BIKE TIME	BIKE PLC					BIKE MPH	RUN PLC	RUN PPM						
1 63 CANNON COLLEEN	BOULDER	CO	27	Y	1	:27:05	3	1:12	1:04:11	1	23.4	1:07	1:01:06	1	6:34	2:34:41
2 51 NEWBY-FRASER PAULA	ENCINITAS	CA	25	Y	2	:26:55	1	1:26	1:04:11	1	23.4	1:04	1:02:36	3	6:44	2:36:12
3 56 SAMUELSON LAURIE E.	CARLSBAD	CA	32	Y	3	:27:03	2	1:39	1:06:29	3	22.6	1:13	1:04:15	4	6:55	2:40:39
4 66 DECK JULIA	VANCOUVER	B.	28	Y	4	:33:29	12	1:31	1:06:41	4	22.5	1:13	1:02:02	2	6:40	2:44:56
5 58 ALLEY JOAN	REDWOOD CITY	CA	26	Y	5	:27:07	5	1:16	1:08:06	6	22.0	1:02	1:08:27	7	7:22	2:45:58
6 55 DALEY JANINE	ENCINITAS	CA	27	Y	6	:29:20	7	1:39	1:09:05	7	21.7	1:19	1:06:09	5	7:07	2:47:32
7 1362 McLAUGHLIN PENNIE K.	SANTA MONICA	CA	26	M	1	:32:52	8	1:32	1:09:15	3	21.7	1:27	1:03:52	1	6:52	2:48:58
8 1353 INCROPERA TERRI A.	SAN DIEGO	CA	26	M	2	:32:31	5	2:01	1:08:51	2	21.8	1:28	1:05:27	2	7:02	2:50:18
9 65 SCHNIEDER TERRY	LOS GATOS	CA	26	Y	7	:33:15	11	1:21	1:07:39	5	22.2	1:28	1:06:37	6	7:10	2:50:20
10 64 MITCHELL TRACY	DEL MAR	CA	29	Y	8	:27:24	6	1:28	1:10:06	9	21.4	:57	1:13:10	9	7:52	2:53:05
11 59 LANGE DONNA	RIVERSIDE	CA	28	Y	9	:27:05	3	1:37	1:12:22	11	20.7	1:14	1:13:20	10	7:53	2:55:38
12 1308 MADRUGA MARLAYNA M.	SAN DIEGO	CA	21	L	1	:28:15	1	1:27	1:11:07	4	21.1	1:39	1:13:27	3	7:54	2:55:55
13 1370 POLK LYNN	CHULA VISTA	CA	27	M	3	:34:38	11	1:42	1:09:55	7	21.5	1:37	1:08:38	4	7:23	2:56:30
14 1300 SANDROCK SUZANNA	CARDIFF	CA	24	L	2	:30:41	3	1:17	1:06:16	1	22.6	1:25	1:17:41	5	8:21	2:57:20
15 1517 LeSTRANGE MISSY	VISALIA	CA	35	O	1	:31:02	1	1:54	1:10:05	4	21.4	1:35	1:12:55	1	7:50	2:57:31
16 69 GRYPMA JANE	MORGAN HILL	CA	27	Y	10	:31:12	9	1:20	1:09:40	8	21.5	1:32	1:14:42	11	8:02	2:58:26
17 1512 SHAFER SUSAN M.	TEMPE	AZ	36	O	2	:37:32	6	1:59	1:05:27	2	22.9	1:54	1:14:22	2	8:00	3:01:14
18 1367 LOWE LAURA A.	BAKERSFIELD	CA	26	M	4	:39:59	20	2:02	1:09:15	3	21.7	1:44	1:08:32	3	7:22	3:01:32
19 1371 LEORNA SHERI	SAN DIEGO	CA	25	M	5	:32:41	7	2:19	1:15:45	17	19.8	1:41	1:10:26	6	7:34	3:02:52
20 1364 ATKINS KATHLEEN K.	MILPITAS	CA	28	M	6	:32:53	9	2:26	1:09:37	5	21.5	1:58	1:16:22	13	8:13	3:03:16
21 1313 DINEEN JACKIE	UPLAND	CA	21	L	3	:38:01	8	1:55	1:10:59	3	21.1	1:25	1:11:03	1	7:38	3:03:23
22 68 KNOX HELEN	ENCINITAS	CA	27	Y	11	:35:19	13	1:32	1:14:28	12	20.1	1:10	1:11:34	8	7:42	3:04:03
23 1315 POER VIVIAN	SACRAMENTO	CA	24	L	4	:34:21	6	1:31	1:07:45	2	22.1	1:29	1:19:15	6	8:31	3:04:21
24 1378 RANDENBUSH KIRSTEN	LOS ANGELES	CA	29	M	7	:38:39	16	1:59	1:07:35	1	22.2	1:50	1:14:23	10	8:00	3:04:26
25 1461 ROBERTS RACHELLE	MERCED	CA	30	N	1	:29:32	1	1:58	1:13:21	1	20.4	1:53	1:18:29	3	8:26	3:05:13
26 1356 HERNANDEZ ELIA	SANTA ROSA	CA	29	M	8	:35:12	12	1:59	1:12:35	10	20.7	1:57	1:14:23	10	8:00	3:06:06
27 1504 BAIRD NANCY	COSTA MESA	CA	37	O	3	:35:02	4	1:50	1:09:41	3	21.5	1:19	1:18:28	5	8:26	3:06:20
28 1358 BERMANT DIANNE M.	CARPINTERIA	CA	28	M	9	:30:54	2	1:22	1:11:37	9	20.9	1:30	1:21:01	18	8:43	3:06:24
29 1310 BURNSTEIN PENNY	SAN DIEGO	CA	24	L	5	:32:44	4	1:48	1:18:31	7	19.1	1:27	1:12:05	2	7:45	3:06:35
30 1375 GUZEJ MIKEY (K)	WINNIPEG, MANIT	26	M	10	:38:06	14	1:57	1:09:48	6	21.5	1:55	1:15:03	12	8:04	3:06:49	
31 1253 YOUNG DOREEN	CLOVIS	CA	17	K	1	:40:43	1	2:30	1:07:46	1	22.1	2:09	1:13:57	1	7:57	3:07:05
32 1559 STERNBERG SUSAN	ENCINITAS	CA	43	P	1	:36:27	1	2:58	1:09:51	2	21.5	3:18	1:15:31	1	8:07	3:08:05
33 67 SEARCY LISA E.	CANYON COUNTRY	CA	27	Y	12	:29:28	8	1:55	1:15:00	13	20.0	1:25	1:21:00	12	8:43	3:08:48
34 1515 CABALLERO CATHY	MALIBU	CA	39	O	4	:34:19	2	1:46	1:14:52	6	20.0	1:49	1:17:15	4	8:18	3:10:01
35 1304 CALVO LINDA	CITRUS HEIGHTS	CA	25	M	11	:39:02	18	1:38	1:14:50	14	20.0	2:43	1:13:03	8	7:51	3:11:16
36 1510 THOMPSON JUDI	OILDALE	CA	37	O	5	:37:56	7	1:32	*****	***	0.0	*****	1:20:24	7	8:39	3:11:40
37 1354 CERELLI GAIL M.	ENCINITAS	CA	27	M	12	:33:14	10	1:34	1:10:54	8	21.2	1:30	1:24:50	20	9:07	3:12:02
38 1513 KOVACEVIC CAROLYN	SAN JOSE	CA	38	O	6	:35:49	5	2:52	1:13:09	5	20.5	1:42	1:18:44	6	8:28	3:12:16
39 1305 ROWLEY CHRISTINE	PALOS VERDES ES	CA	22	L	6	:30:35	2	2:05	1:23:19	13	18.0	2:25	1:14:37	4	8:01	3:13:01
40 1368 VASQUEZ EVA	TUCSON	AZ	29	M	13	:38:46	17	2:52	1:12:42	11	20.6	1:45	1:17:57	14	8:23	3:14:02
41 1377 HASHIM LORI	BAKERSFIELD	CA	29	M	14	:40:54	21	1:52	1:17:18	19	19.4	1:32	1:13:02	7	7:51	3:14:38
42 1351 FIKE KARI	HANFORD	CA	28	M	15	:43:59	26	2:19	1:17:21	20	19.4	2:02	1:09:22	5	7:28	3:15:03
43 1374 GO SUSAN	SANTA BARBARA	CA	26	M	16	:35:19	13	3:05	1:14:16	13	20.2	2:11	1:20:40	17	8:40	3:15:31
44 1352 FREYTAG KIP VICTORIA	BERKELEY	CA	25	M	17	:32:31	5	2:51	1:19:33	22	18.9	1:58	1:19:47	15	8:35	3:16:40
45 1463 LYLES DONNA	BAKERSFIELD	CA	33	N	2	:39:20	6	3:04	1:13:48	3	20.3	2:35	1:18:35	4	8:27	3:17:22
46 1523 SULLIVAN JEANETTE	BEND	OR	39	O	7	:39:22	10	2:42	1:17:27	9	19.4	2:03	1:16:05	3	8:11	3:17:39
47 1456 SAUCIER DEBORAH	IRVINE	CA	32	N	3	:34:26	2	2:02	1:14:56	4	20.0	1:27	1:25:02	5	9:09	3:17:53
48 1363 GUNDERSON VICKIE L.	SAN PEDRO	CA	26	M	18	:42:07	23	1:33	1:20:55	24	18.5	1:38	1:13:16	9	7:53	3:19:29

TOT RACE PLC NO NAME	CITY	A D		DIV		DIV			DIV			TOTAL TIME		
		G I	ST	SWIM	SWIM	T1	BIKE	BIKE	BIKE	T2	RUN		RUN	RUN
		E V	PLC	TIME	PLC	TIME	TIME	PLC	MPH	TIME	TIME	PLC	PPM	
49 1561 WROGJT BARBARA	LOS ALAMITOS	CA 43 P	2	:39:18	2	2:17	1:15:16	5	19.9	2:02	1:21:16	2	8:44	3:20:09
50 1453 MASTERTSON CATHERINE	LAS VEGAS	NV 31 N	4	:45:01	10	1:59	1:13:32	2	20.4	2:13	1:17:42	2	8:21	3:20:27
51 1562 GRANSKOG JANE	BAKERSFIELD	CA 41 P	3	:41:54	5	2:13	1:08:59	1	21.7	1:50	1:26:00	4	9:15	3:20:56
52 1553 BRAUNHARDT SCHERY	FULLERTON	CA 40 P	4	:40:24	3	2:26	1:12:53	3	20.6	1:57	1:23:28	3	8:58	3:21:08
53 1602 LUCAS SUSAN	BAKERSFIELD	CA 45 Q	1	:40:20	2	2:12	1:14:53	2	20.0	2:20	1:21:58	1	8:49	3:21:43
54 1506 CASSIDY STACY	BURBANK	CA 35 O	8	:40:31	13	1:36	1:18:19	11	19.2	2:04	1:21:29	8	8:46	3:23:59
55 1365 KUFFEL KARIN	OAKLAND	CA 25 M	19	:42:49	24	2:58	1:16:44	18	19.5	2:10	1:21:57	19	8:49	3:26:38
56 1501 GREGORY JEANNE M.	BAKERSFIELD	CA 39 O	9	:39:19	8	2:37	1:21:10	13	18.5	1:32	1:22:27	9	8:52	3:27:05
57 1376 LUCE DEBI J.	REDWOOD CITY	CA 29 M	20	:30:36	1	2:54	1:19:43	23	18.8	2:13	1:31:45	23	9:52	3:27:11
58 1600 BRIGGS MARDI	TEHACHAPI	CA 46 Q	2	:41:33	4	2:40	1:11:37	1	20.9	1:42	1:30:49	3	9:46	3:28:21
59 1500 \AZZERINI HOLLY	BAKERSFIELD	CA 37 O	10	:34:19	2	3:32	1:18:53	12	19.0	2:10	1:30:23	10	9:43	3:29:17
60 1302 VANDEHOEK MICHELE	SACRAMENTO	CA 24 L	7	:43:28	15	1:42	1:19:54	9	18.8	2:15	1:23:58	7	9:02	3:31:17
61 1502 BATES LOUISE	TUSTIN	CA 36 O	11	:40:28	12	2:05	1:16:46	8	19.5	1:33	1:33:02	11	10:00	3:33:54
62 1304 POST MICHELE	SAN DIEGO	CA 24 L	8	:37:20	7	3:07	1:21:12	10	18.5	2:10	1:30:21	9	9:43	3:34:10
63 1521 ROBERTS JEAN P.	FRESNO	CA 37 O	12	:39:30	11	2:18	1:17:31	10	19.4	1:50	1:33:09	12	10:01	3:34:18
64 1465 MADSON L	LONG BEACH	CA 33 N	5	:43:45	9	3:31	1:27:43	10	17.1	1:55	1:17:34	1	8:20	3:34:28
65 1551 SMITH CONNIE	FRESNO	CA 41 P	5	:41:06	4	1:56	1:15:31	6	19.9	2:00	1:34:44	8	10:11	3:35:17
66 1311 GILLOTT LISA	CORONA DEL MAR	CA 22 L	9	:34:04	5	2:07	1:26:21	15	17.4	1:56	1:30:53	10	9:46	3:35:21
67 1301 CLEMENTS SALLY	SANTA BARBARA	CA 21 L	10	:40:46	11	2:45	1:18:34	8	19.1	2:06	1:33:19	12	10:02	3:37:30
68 1557 MARLER LINDA	SAN DIEGO	CA 40 P	6	:46:21	8	2:28	1:22:04	7	18.3	1:19	1:26:30	5	9:18	3:38:42
69 1307 JEPSSEN SUSAN A.	SAN DIEGO	CA 22 L	11	:43:22	14	2:38	1:22:57	12	18.1	1:36	1:28:43	8	9:32	3:39:16
70 1373 BARNETT ANNETTE L.	LONG BEACH	CA 27 M	21	:38:13	15	2:46	1:24:12	26	17.8	2:09	1:32:06	24	9:54	3:39:26
71 1452 JEWSEBURY WENDY	PASADENA	CA 33 N	6	:39:34	7	3:07	1:16:58	5	19.5	2:17	1:37:43	7	10:30	3:39:39
72 1651 BROWN KITTY	CARSON CITY	NV 51 R	1	:41:23	1	2:19	1:23:36	2	17.9	1:51	1:31:11	1	9:48	3:40:20
73 1552 MANFREDO TRUDI	CLOVIS	CA 41 P	7	:45:40	7	1:57	1:22:46	9	18.1	2:08	1:28:06	6	9:28	3:40:37
74 1372 MULLEN JEAN	SANTA BARBARA	CA 26 M	22	:43:40	25	2:16	1:23:46	25	17.9	2:01	1:30:43	22	9:45	3:42:26
75 1312 THOMAS KRISTIN	BOISE	ID 19 L	12	:41:48	12	2:27	1:12:31	5	20.7	2:25	1:45:19	13	11:19	3:44:30
76 1558 SCHMIEL CAROL	TEHACHAPI	CA 40 P	8	:51:08	11	3:06	1:15:13	4	19.9	1:58	1:33:48	7	10:05	3:45:13
77 1522 RUBIN SUSAN	BAKERSFIELD	CA 38 O	13	:45:34	16	2:12	1:15:02	7	20.0	2:34	1:39:58	16	10:45	3:45:20
78 1650 HUTCHISON SUE	RANCHO SANTE FE	CA 51 R	2	:42:16	2	2:20	1:24:12	3	17.8	1:57	1:34:49	3	10:12	3:45:34
79 1350 FIKES-MOES CHERI	HANFORD	CA 28 M	23	:54:17	27	2:35	1:27:27	28	17.2	2:02	1:20:00	16	8:36	3:46:21
80 1554 HICKS MARY LOU	FRESNO	CA 42 P	9	:45:02	6	2:19	1:22:08	8	18.3	2:21	1:35:10	9	10:14	3:47:00
81 1460 BYE ROBIN N.	SYLMAR	CA 30 N	7	:39:14	5	2:28	1:23:47	8	17.9	2:51	1:38:52	8	10:38	3:47:12
82 1507 BUTCHER EILEEN	LIVERMORE	CA 38 O	14	:44:36	15	2:52	1:21:25	14	18.4	3:55	1:36:27	14	10:22	3:49:15
83 1314 MANDOKORO MASAKO	ENCINITAS	CA 23 L	13	:48:36	16	2:36	1:23:33	14	18.0	2:56	1:32:24	11	9:56	3:50:05
84 1359 RAYGOZA DEBBIE	BAKERSFIELD	CA 28 M	24	1:02:09	29	2:38	1:17:40	21	19.3	1:36	1:26:50	21	9:20	3:50:53
85 1524 BOWERS PAULA	LONG BEACH	CA 36 O	15	:40:55	14	3:16	1:24:28	16	17.8	2:41	1:39:39	15	10:43	3:50:59
86 1450 ROGERS GENE E.	RESEDA	CA 34 N	8	:38:19	4	3:36	1:24:19	9	17.8	2:13	1:42:35	10	11:02	3:51:02
87 1605 MEHRTASH MARION	RANCHO PALOS VE	CA 47 Q	3	:57:06	8	2:35	1:25:30	3	17.5	2:19	1:24:43	2	9:07	3:52:13
88 1316 BUEHLER TEAL N.	ARCATA	CA 21 L	14	:39:24	9	2:41	1:16:53	6	19.5	2:25	1:51:02	14	11:56	3:52:25
89 1701 POLLOCK BOBBI	CLAREMONT	CA 55 S	1	:46:50	1	2:33	1:27:49	1	17.1	4:24	1:31:12	1	9:48	3:52:48
90 1383 CICRICH VALERIE	HERMOSA BEACH	CA 27 M	25	*****	***	*****	1:29:37	29	16.7	2:12	1:41:30	26	10:55	3:56:22
91 1379 CRESWELL LISA	BAKERSFIELD	CA 26 M	26	:41:34	22	5:19	1:30:55	30	16.5	3:46	1:34:51	25	10:12	3:56:25
92 1462 JAMES SUSAN	BAKERSFIELD	CA 31 N	9	:43:26	8	2:11	1:29:29	12	16.8	1:47	1:39:43	9	10:43	3:56:36
93 1458 McMILLAN MARYLOU	GOLDEN	CO 32 N	10	:47:27	12	4:31	1:23:45	7	17.9	3:44	1:37:36	6	10:30	3:57:03
94 1601 WHITEHEAD BECKY	BAKERSFIELD	CA 49 Q	4	:42:04	5	3:06	1:30:01	7	16.6	2:36	1:41:54	5	10:57	3:59:41
95 1603 KREBS NADINE	SYLMAR	CA 45 Q	5	:39:38	1	4:40	1:27:45	4	17.1	2:48	1:46:39	7	11:28	4:01:30
96 1608 SCOTTI KATHLEEN A.	SAN PEDRO	CA 46 Q	6	:49:01	6	3:23	1:29:22	5	16.8	2:21	1:37:28	4	10:29	4:01:35
97 1505 VARNEY JOAN	SAN FRANCISCO	CA 36 O	16	:49:05	20	3:32	1:23:28	15	18.0	2:55	1:41:35	17	10:55	4:05:35**
98 1381 GONZALEZ ANNETTE	BAKERSFIELD	CA 29 M	27	:55:24	28	2:02	1:24:16	27	17.8	1:57	1:42:23	27	11:01	4:06:02
99 1518 SCHMIDT JANIS	FRAZIER PARK	CA 36 O	17	:48:30	19	3:20	1:25:19	18	17.6	2:25	1:47:50	19	11:36	4:07:24
100 1519 LOBSINGER SHARI	FRAZIER PARK	CA 36 O	18	:59:05	23	3:20	1:27:53	20	17.1	2:46	1:34:25	13	10:09	4:07:29

TOT RACE PLC NO NAME	CITY	A D		DIV			DIV			DIV			TOTAL TIME	
		ST	E V PLC	SWIM TIME	SWIM PLC	T1 TIME	BIKE TIME	BIKE PLC	BIKE MPH	T2 TIME	RUN TIME	RUN PLC		RUN PPM
101 1607 MILLER JUDY	FRESNO	CA	49 Q 7	:49:46	7	4:37	*****	***	0.0	*****	1:46:05	6	11:24	4:08:20
102 1516 HEATH KATHY	GRANADA HILLS	CA	38 O 19	:45:56	17	2:24	1:24:28	16	17.8	2:16	1:53:20	21	12:11	4:08:24
103 1459 HILL VICKI A.	REDLANDS	CA	31 N 11	:49:45	13	2:56	1:29:20	11	16.8	2:51	1:43:41	11	11:09	4:08:33
104 1652 LARRIEU BARBARA	RENO	NV	50 R 3	:47:35	3	3:33	1:26:09	4	17.4	2:42	1:49:46	4	11:48	4:09:45
105 1654 SPEER MARGARET	LONG BEACH	CA	50 R 4	:58:48	5	3:30	1:30:53	5	16.5	3:03	1:34:40	2	10:11	4:10:54
106 1550 KRIDEL KATHY	PACIFIC PALISAD	CA	44 P 10	:48:06	9	2:48	1:28:17	10	17.0	2:12	1:52:36	11	12:06	4:13:59
107 1520 MILLER MARTHA	BAKERSFIELD	CA	39 O 20	:48:27	18	2:47	1:35:31	22	15.7	3:06	1:44:25	18	11:14	4:14:16
108 1252 GINN CLOVER	BAKERSFIELD	CA	16 K 2	:46:30	2	2:33	1:23:24	2	18.0	2:20	1:59:35	2	12:52	4:14:22
109 1653 SABA ELIZABETH	BAKERSFIELD	CA	50 R 5	:52:22	4	3:31	1:22:14	1	18.2	2:29	1:56:19	5	12:30	4:16:55
110 1604 SHOCKRO ELLEN K.	PASADENA	CA	45 Q 8	:40:45	3	4:49	1:29:56	6	16.6	3:09	1:58:29	8	12:44	4:17:08
111 1508 CALLAHAN KALE	HUNTINGTON BEAC	CA	36 O 21	:39:19	8	11:51	1:27:14	19	17.2	4:51	1:54:31	22	12:19	4:17:46
112 1455 RUSSELL STEPHANIE	CHATSWORTH	CA	30 N 12	:45:29	11	3:27	1:36:57	13	15.5	4:29	1:56:11	12	12:30	4:26:33
113 1514 GARBE LORENZA	BAKERSFIELD	CA	36 O 22	:53:22	21	3:40	1:32:44	21	16.1	3:38	1:58:08	23	12:42	4:31:32
114 1511 FITZSIMMONS JANIS	PALOS VERDES ES	CA	39 O 23	:54:55	22	3:10	1:42:18	23	14.7	2:37	1:51:10	20	11:57	4:34:10
115 1560 SIMIONI PATSY	SANTA BARBARA	CA	42 P 11	:57:00	12	6:45	1:39:42	12	15.0	8:14	1:44:48	10	11:16	4:36:29
116 1306 DODERLEIN MAUREEN	CANOGA PARK	CA	24 L 15	*****	***	*****	1:28:39	16	16.9	2:04	2:18:49	15	14:56	4:40:06
117 1556 SKOUGE SHARON LYNN	BAKERSFIELD	CA	41 P 12	:49:37	10	3:40	1:36:01	11	15.6	1:42	2:15:55	12	14:37	4:46:55
**** 70 HARRISON NANCY	KIRKLAND	CA	28 Y ***	:32:24	10	1:43	1:11:05	10	21.1	: 0	[DNF]	***	****	[DNF]
**** 1303 PRICE GRETCHEN	REDONDO BEACH	CA	23 L ***	:40:34	10	2:20	1:22:53	11	18.1	2:31	[DNF]	***	****	[DNF]
**** 1361 HALFERTY DENISE	SAN DIEGO	CA	26 M ***	:31:40	3	2:23	1:15:38	16	19.8	: 0	[DNF]	***	****	[DNF]
**** 1366 CARLTON GATHI	HERMOSA BEACH	CA	26 M ***	:32:29	4	2:21	1:15:05	15	20.0	1:51	[DNF]	***	****	[DNF]
**** 1382 THORNBURG SHERRY	MUIR BEACH	CA	28 M ***	:39:07	19	1:35	1:14:09	12	20.2	: 0	[DNF]	***	****	[DNF]
**** 1454 BREUER BETH	SAN DIEGO	CA	33 N ***	:35:40	3	2:09	1:18:21	6	19.1	: 0	[DNF]	***	****	[DNF]
**** 1509 DAVIS ANDRA-NINA	MANHATTAN BEAC	CA	35 O ***	1:00:40	24	3:10	:17:59	1	83.4	: 0	[DNF]	***	****	[DNF]
**** 1309 SPARKMAN MARY-MARTHA	CARDIFF	CA	23 L ***	:42:04	13	2:16	[DNF]	***	****	*****	[DNF]	***	****	[DNF]

** DENOTES TIME PENALTY



RELAY RESULTS - CORPORATE

TOT RACE PLC NO NAME	CITY	A D		DIV		DIV			T2 TIME	RUN TIME	DIV		TOTAL PPM TIME			
		ST	E	V	PLC	SWIM TIME	SWIM PLC	T1 TIME			BIKE TIME	BIKE PLC		BIKE MPH	RUN PLC	
4 1851 KERN RIVER TOURS	LAKE ISABELLA	CA	0	5	1	:26:51	1	:32	1:04:38	2	23.2	:41	:57:50	1	6:13	2:30:32
19 1861 COLDWELL BANKER VENTURA	CAMARILLO	CA	0	5	2	:34:19	5	:57	1:02:20	1	24.1	:43	1:09:15	6	7:27	2:47:34
20 1855 COLDWELL BANKER COMMERC	BAKERSFIELD	CA	0	5	3	:27:34	2	:43	1:04:56	3	23.1	:54	1:14:00	10	7:57	2:48:07
21 1859 PANAMA UNION SCHOOL DIST	BAKERSFIELD	CA	0	5	4	:33:41	4	:44	1:06:00	4	22.7	:44	1:07:00	4	7:12	2:48:09
25 1860 PIE-ATHLETES	BAKERSFIELD	CA	0	5	5	:38:43	11	:36	1:06:16	5	22.6	:36	1:05:41	3	7:04	2:51:52
28 1857 CCN - 3-D's	BAKERSFIELD	CA	0	5	6	:35:47	7	:33	1:07:18	6	22.3	:47	1:08:37	5	7:23	2:53:02
32 1854 TOSCO NO-LEAD	BAKERSFIELD	CA	0	5	7	:34:29	6	:39	1:16:04	11	19.7	:46	1:02:14	2	6:42	2:54:12
36 1852 WESTERN GEOPHYSICAL	BAKERSFIELD	CA	0	5	8	:36:15	8	:40	1:08:09	7	22.0	:50	1:12:40	9	7:49	2:58:34
42 1853 J.C. SCOTTS	BAKERSFIELD	CA	0	5	9	:32:08	3	1:53	1:10:26	8	21.3	:47	1:10:21	7	7:34	3:00:35**
48 1850 ALL AMERICAN PIPELINE CO	BAKERSFIELD	CA	0	5	10	:37:47	9	:39	1:15:20	10	19.9	:57	1:10:53	8	7:37	3:05:36
75 1856 BAKERSFIELD CALIFORNIAN	BAKERSFIELD	CA	0	5	11	:39:53	12	:38	1:13:06	9	20.5	1:17	1:31:34	12	9:51	3:26:28
80 1858 ESIT ENGINEERING'S TWO W	BAKERSFIELD	CA	0	5	12	:37:54	10	:44	1:21:55	12	18.3	1:05	1:27:18	11	9:23	3:28:56



RELAY RESULTS - OVER 100

TOT RACE PLC NO NAME	CITY	A D		DIV		DIV			T2 TIME	RUN TIME	DIV		TOTAL PPM TIME			
		ST	E	V	PLC	SWIM TIME	SWIM PLC	T1 TIME			BIKE TIME	BIKE PLC		BIKE MPH	RUN PLC	
12 1801 CODE 3	BAKERSFIELD	CA	0	4	1	:28:23	2	:39	1:03:46	1	23.5	:42	1:09:12	6	7:26	2:42:42
22 1824 CRACKER JACKS	BAKERSFIELD	CA	0	4	2	:31:20	4	:37	1:05:11	2	23.0	:42	1:13:05	9	7:52	2:50:55
24 1807 THE CENTURIONS	BAKERSFIELD	CA	0	4	3	:38:03	11	:50	1:07:45	5	22.1	:43	1:04:26	2	6:56	2:51:47
27 1819 FERREL'S LANDSCAPE	BAKERSFIELD	CA	0	4	4	:29:07	3	:47	1:07:11	3	22.3	:46	1:14:53	11	8:03	2:52:44
29 1803 BARTENSTEIN & ASSOCIATES	BAKERSFIELD	CA	0	4	5	:32:19	5	:37	1:18:05	14	19.2	:47	1:01:16	1	6:35	2:53:04
40 1804 TEAM DANIEL	BAKERSFIELD	CA	0	4	6	:35:17	7	:37	1:12:18	9	20.7	:43	1:11:00	8	7:38	2:59:55
44 1821 ALL MIXED UP	BAKERSFIELD	CA	0	4	7	:39:47	14	:43	1:13:18	11	20.5	:45	1:07:07	3	7:13	3:01:40
46 1800 KERN COUNTY COMMUNICATIO	BAKERSFIELD	CA	0	4	8	:39:18	12	:45	1:09:44	7	21.5	:44	1:14:04	10	7:58	3:04:35
47 1806 SMALL TIME	BAKERSFIELD	CA	0	4	9	:37:22	8	:56	1:18:16	15	19.2	:41	1:07:24	4	7:15	3:04:39
49 1809 A.M.D.G.	BAKERSFIELD	CA	0	4	10	:37:45	10	1:04	1:17:26	13	19.4	:46	1:08:37	5	7:23	3:05:38
52 1802 TEAM GENERIC	BAKERSFIELD	CA	0	4	11	:33:57	6	:43	1:25:44	22	17.5	:45	1:09:38	7	7:29	3:10:47
53 1818 TEAM MDAC	BAKERSFIELD	CA	0	4	12	:40:38	16	2:00	1:07:44	4	22.1	1:00	1:19:33	14	8:33	3:10:55
59 1820 TENER BUEN EXITO CON TOV	BAKERSFIELD	CA	0	4	13	:39:56	15	1:28	1:09:40	6	21.5	:55	1:22:01	16	8:49	3:14:00
62 1822 TEAM HARRER	BAKERSFIELD	CA	0	4	14	:39:45	13	:57	1:16:05	12	19.7	:48	1:18:24	13	8:26	3:15:59
69 1814 THE SPEED TURTLES II.	BAKERSFIELD	CA	0	4	15	:26:50	1	:46	1:11:05	8	21.1	:56	1:40:57	22	10:51	3:20:34
78 1823 FIFTY/FIFTY	BAKEERSFIELD	CA	0	4	16	:47:16	21	2:54	1:20:44	16	18.6	:49	1:15:18	12	8:06	3:27:01
83 1817 TEAM J. MCDONALD	BAKERSFIELD	CA	0	4	17	:46:10	19	:47	1:22:48	21	18.1	:51	1:20:30	15	8:39	3:31:06
85 1816 TEAM FINBERG	BAKERSFIELD	CA	0	4	18	:42:50	17	:40	1:21:04	18	18.5	:39	1:27:23	17	9:24	3:32:36
89 1815 TRI-HARDS	BAKERSFIELD	CA	0	4	19	:37:32	9	:47	1:20:59	17	18.5	1:06	1:35:52	20	10:18	3:36:16
92 1811 BLOOD, SWEAT, & BEERS	BAKERSFIELD	CA	0	4	20	:53:16	22	:36	1:13:00	10	20.5	:55	1:29:26	18	9:37	3:37:13
94 1805 TEAM GONZALEZ	BAKERSFIELD	CA	0	4	21	:46:25	20	:54	1:21:11	19	18.5	:51	1:30:22	19	9:43	3:39:43
100 1812 TEAM WARD	BAKERSFIELD	CA	0	4	22	:45:14	18	:54	1:22:31	20	18.2	:52	1:37:00	21	10:26	3:46:31

** DENOTES TIME PENALTY

RELAY RESULTS - MALE

TOT RACE		A D		DIV		DIV			DIV			TOTAL			
PLC	NO NAME	CITY	ST	E V PLC	SWIM TIME	SWIM PLC	T1 TIME	BIKE TIME	BIKE PLC	BIKE MPH	T2 TIME	RUN TIME	RUN PLC	RUN PPM	TIME
1	1958 SNIDER'S CYCLERY	BAKERSFIELD	CA	0 1 1	*****	***	*****	:58:14	1	25.8	:47	:58:54	5	6:20	2:23:20
2	1966 TEAM MALIBU	PACIFIC PALISAD	CA	0 1 2	:24:38	1	:46	1:03:43	5	23.5	:46	:54:29	2	5:52	2:24:22
3	1970 TEAM FINISH LINE	BAKERSFIELD	CA	0 1 3	:28:18	9	:35	:59:28	2	25.2	:33	:53:54	1	5:48	2:27:48**
5	1982 LITE SPEED	BAKERSFIELD	CA	0 1 4	:24:41	2	:28	1:04:18	6	23.3	:44	1:01:40	9	6:38	2:31:51
6	1990 MEDICAL TLC / ORBIT ATHL	BAKERSFIELD	CA	0 1 5	:26:48	4	:39	1:04:35	8	23.2	:44	1:00:51	7	6:33	2:33:37
7	1960 PONY EXPRESS	LATON	CA	0 1 6	:31:30	13	:42	1:05:38	11	22.9	:35	:55:29	3	5:58	2:33:54
8	1954 SPEED BALLS	BAKERSFIELD	CA	0 1 7	:24:46	3	:45	1:05:26	10	22.9	:53	1:02:44	12	6:45	2:34:34
9	1959 CALIFORNIA CHIROPRACTIC	BAKERSFIELD	CA	0 1 8	:29:31	11	:34	1:06:51	14	22.4	:45	:57:10	4	6:09	2:34:51
10	1981 T.A. CYCLERY	BAKERSFIELD	CA	0 1 9	:26:59	5	:27	1:02:23	3	24.0	:33	1:01:58	10	6:40	2:37:20**
11	1992 WE TRI HARDER	BAKERSFIELD	CA	0 1 10	:28:58	10	:42	1:04:32	7	23.2	:42	1:02:34	11	6:44	2:37:28
13	1973 TEAM GEORGINO	BAKERSFIELD	CA	0 1 11	:32:01	15	:48	1:05:20	9	23.0	:35	1:04:09	13	6:54	2:42:53
16	1963 TEAM LUEHE	IMPERIAL BEACH	CA	0 1 12	*****	***	*****	1:08:36	16	21.9	:49	1:01:32	8	6:37	2:44:48
17	1983 TEAM ERIKSON	TEMPE	AZ	0 1 13	:27:38	6	:37	1:10:38	23	21.2	:38	1:06:36	16	7:10	2:46:07
23	1961 TEAM 'NONE'	BAKERSFIELD	CA	0 1 14	:34:20	16	:38	1:05:56	12	22.8	1:01	1:09:30	20	7:28	2:51:25
31	1980 U.N. TRI	BAKERSFIELD	CA	0 1 15	:27:46	7	:44	1:08:57	17	21.8	:41	1:15:49	26	8:09	2:53:57
34	1964 SKIP - JOHN	BAKERSFIELD	CA	0 1 16	:36:13	21	2:11	1:10:18	21	21.3	:45	1:06:51	17	7:11	2:56:18
35	1984 SPECIALIZED	BAKERSFIELD	CA	0 1 17	:35:36	19	:43	1:14:57	27	20.0	:45	1:06:30	15	7:09	2:58:31
39	1955 TEAM MOSER	BAKERSFIELD	CA	0 1 18	:38:46	24	:43	1:09:06	18	21.7	:48	1:10:30	21	7:35	2:59:53
45	1979 BLACK OAK EXPRESS	BAKERSFIELD	CA	0 1 19	:31:10	12	:37	1:10:18	21	21.3	:52	1:19:25	27	8:32	3:02:22
56	1969 TEAM REYNOLDS	BAKERSFIELD	CA	0 1 20	:47:44	27	:44	1:14:05	26	20.2	:44	1:08:52	19	7:24	3:12:09
57	1968 KERN COUNTY SHERIFF'S TR	BAKERSFIELD	CA	0 1 21	*****	***	*****	1:06:15	13	22.6	:54	1:24:22	31	9:04	3:12:18
60	1951 TEAM CHIN	BAKERSFIELD	CA	0 1 22	:38:29	23	:50	1:10:05	20	21.4	:51	1:24:01	29	9:02	3:14:16
61	1965 J.P.P.	BAKERSFIELD	CA	0 1 23	:35:45	20	:49	1:12:06	24	20.8	:43	1:26:17	32	9:17	3:15:40
63	1978	BAKERSFIELD	CA	0 1 24	:31:43	14	:37	1:19:03	31	19.0	:49	1:24:16	30	9:04	3:16:28
64	1962 PAPA PARK'S PRO TEAM	BAKERSFIELD	CA	0 1 25	:39:39	25	:41	1:09:42	19	21.5	:58	1:26:35	33	9:19	3:17:35
66	1974 ALL-STARS	BAKERSFIELD	CA	0 1 26	:52:01	29	1:04	1:18:40	30	19.1	:50	1:06:58	18	7:12	3:19:33
74	1977 DESERT RATS	BAKERSFIELD	CA	0 1 27	:27:53	8	:42	1:16:53	28	19.5	:53	1:39:46	36	10:44	3:26:07
76	1957 DEAD HEADS	BAKERSFIELD	CA	0 1 28	:50:21	28	:50	1:23:22	34	18.0	:55	1:11:03	22	7:38	3:26:31
79	1956 TEAM SHAVISKY	BAKERSFIELD	CA	0 1 29	:55:25	31	:46	1:18:09	29	19.2	:58	1:12:34	23	7:48	3:27:52
86	1971	BAKERSFIELD	CA	0 1 30	:54:28	30	:48	1:22:04	32	18.3	:42	1:15:11	25	8:05	3:33:13
95	1950 THE THREE AMIGOS	BAKERSFIELD	CA	0 1 31	*****	***	*****	1:23:36	35	17.9	:52	1:33:57	34	10:06	3:42:20
99	1967 TEAM HOWARD	BAKERSFIELD	CA	0 1 32	:39:59	26	:52	1:40:52	37	14.8	:36	1:23:09	28	8:56	3:45:28
104	1972 NOT-SO-FAST	BAKERSFIELD	CA	0 1 33	:36:52	22	:37	1:30:48	36	16.6	:53	1:45:36	37	11:21	3:54:46
106	1953 TEAM WINFREY	BAKERSFIELD	CA	0 1 34	:57:50	32	:49	1:22:11	33	18.3	:53	1:38:12	35	10:34	3:59:55
****	1975 WHO KNOWS	BAKERSFIELD	CA	0 1 ***	:34:47	18	*****	1:08:23	15	21.9	:53	1:14:11	24	7:59	[DQ]
****	1988 PHASE 1 FITNESS	BAKERSFIELD	CA	0 1 ***	*****	***	*****	1:12:20	25	20.7	:51	1:05:01	14	6:59	[DQ]
****	1991 MISSING IN ACTION	BAKERSFIELD	CA	0 1 ***	:34:25	17	:26	1:02:37	4	24.0	:45	:59:45	6	6:25	[DQ]

** DENOTES TIME PENALTY


RELAY RESULTS - FEMALE

TOT RACE		A D		DIV		DIV			DIV			TOTAL			
PLC	NO NAME	CITY	ST	E V PLC	SWIM TIME	SWIM PLC	T1 TIME	BIKE TIME	BIKE PLC	BIKE MPH	T2 TIME	RUN TIME	RUN PLC	RUN PPM	TIME
33	1902 RIGBY'S WELDING -- 'SPAR	BAKERSFIELD	CA	0 2 1	:33:45	1	:59	1:10:30	1	21.3	:47	1:09:37	1	7:29	2:55:38
41	1904 WONDER WOMEN	BAKERSFIELD	CA	0 2 2	:35:36	2	:41	1:12:28	2	20.7	:47	1:10:25	2	7:34	2:59:57
65	1909 TEAM MOYE	PATTERRSON	CA	0 2 3	:40:22	7	:50	1:19:18	4	18.9	1:00	1:17:43	4	8:21	3:19:13
72	1905 TEAM TALLEY	BAKERSFIELD	CA	0 2 4	:38:33	5	:50	1:20:27	5	18.6	:55	1:21:17	7	8:44	3:22:02
81	1901 SHAGNASTY'S -- 'Tri-Ange	BAKERSFIELD	CA	0 2 5	:35:39	3	:38	*****	***	0.0	*****	1:15:30	3	8:07	3:29:20
88	1908 TEAM QUINN	SANTA BARBARA	CA	0 2 6	:37:57	4	:37	1:12:56	3	20.6	1:01	1:42:01	9	10:58	3:34:32
90	1907 MOTHERS IN ACTION	BAKERSFIELD	CA	0 2 7	:43:13	8	:40	1:30:25	9	16.6	:57	1:21:13	6	8:44	3:36:28
91	1903 RANK AMATEURS	BAKERSFIELD	CA	0 2 8	:39:33	6	:51	1:30:03	8	16.7	1:06	1:25:21	8	9:11	3:36:54
102	1900 THE TURTLES	BAKERSFIELD	CA	0 2 9	:59:52	10	1:02	1:27:02	6	17.2	:43	1:21:05	5	8:43	3:49:44
108	1906 TEAM EBERTS	BAKERSFIELD	CA	0 2 10	:44:29	9	:53	1:29:30	7	16.8	1:48	1:47:50	10	11:36	4:04:30

** DENOTES TIME PENALTY

RELAY RESULTS - MIXED

TOT RACE			A D		DIV		DIV			DIV		TOTAL							
PLC	NO	NAME	CITY	ST	E V	PLC	SWIM TIME	SWIM PLC	T1 TIME	BIKE TIME	BIKE PLC	BIKE MPH	T2 TIME	RUN TIME	RUN PLC	RUN PPM	TOTAL TIME		
14	2017	PEPSI-FRESNO	FRESNO	CA	0	3	1:31:36	6	:40	1:04:38	4	23.2	:54	1:06:07	2	7:07	2:43:55		
15	2006	MARTY'S 'TOO-RIPPED-RACI	SEPULVEDA	CA	0	3	2:30:35	3	:38	*****	***	0.0	*****	1:10:22	4	7:34	2:44:25		
18	2010	T.A. CYCLERY	BAKERSFIELD	CA	0	3	3:40:24	16	:43	1:00:31	1	24.8	:50	1:04:07	1	6:54	2:46:35		
26	2012	TEAM LOGAN	BAKERSFIELD	CA	0	3	4:30:37	4	:34	1:06:45	6	22.5	:53	1:13:11	6	7:52	2:52:00		
30	2013	THE THREE STOOGES	REDWOOD CITY	CA	0	3	5:32:01	7	:37	1:06:28	5	22.5	:43	1:14:02	9	7:58	2:53:51		
37	2033	TEAM THORNBERRY	BAKERSFIELD	CA	0	3	6:44:58	23	:49	1:02:25	3	24.0	:50	1:10:12	3	7:33	2:59:14		
38	2007	TEAM MOBLEY	REDWOOD CITY	CA	0	3	7:34:49	10	:36	1:10:12	7	21.4	:37	1:13:11	6	7:52	2:59:25		
43	2034	LARRY, DARRELL & DARRELL	BAKERSFIELD	CA	0	3	8:29:03	2	:46	1:12:16	9	20.8	:54	1:18:00	12	8:23	3:00:59		
50	2022	SHARK NERDS	LOS ANGELES	CA	0	3	9:35:13	11	:45	1:12:11	8	20.8	:50	1:16:46	11	8:15	3:05:45		
51	2028	TRI 4 FUN	BAKERSFIELD	CA	0	3	10:48:21	26	*****	*****	***	11.0	:46	1:10:47	5	7:37	3:08:34		
54	2005	MILLS-MAHER-SENGBRUSH	BAKERSFIELD	CA	0	3	11:38:05	13	:46	1:12:31	10	20.7	:54	1:18:56	13	8:29	3:11:12		
55	2014	TEAM SMITH	BAKERSFIELD	CA	0	3	12:31:24	5	:38	1:14:04	13	20.3	:57	1:24:16	17	9:04	3:11:19		
58	2016	THE BUD SUDS	BAKERSFIELD	CA	0	3	13:33:59	8	:38	1:13:10	11	20.5	:48	1:25:18	21	9:10	3:13:53		
67	2019	POSITIVE PROMOTIONS	BAKERSFIELD	CA	0	3	14:49:14	28	:46	1:15:35	15	19.8	:43	1:13:53	8	7:57	3:20:11		
68	2032	TEAM HOLLAND	BAKERSFIELD	CA	0	3	15:42:32	21	:45	1:15:27	14	19.9	:48	1:20:46	15	8:41	3:20:18		
70	2004	TEAM STRITTER	WOODSIDE	CA	0	3	16:25:30	1	:36	1:16:50	16	19.5	:56	1:37:16	26	10:28	3:21:08		
71	2029	BALBOA BAMBOOZLERS	HUNTINGTON BEAC	CA	0	3	17:*****	***	*****	1:25:12	27	17.6	:54	1:25:06	19	9:09	3:21:15		
73	2011	BAKERSFIELD WARRIORS	BAKERSFIELD	CA	0	3	18:34:34	9	:40	1:13:52	12	20.3	:51	1:34:54	24	10:12	3:24:51		
77	2008	TEAM PULFORD	TEHACHAPI	CA	0	3	19:48:19	25	:48	1:17:03	17	19.5	:57	1:19:48	14	8:35	3:26:55		
82	2001	RICKETTY REICHERTS	BAKERSFIELD	CA	0	3	20:46:12	24	:56	1:20:39	21	18.6	1:05	1:21:58	16	8:49	3:30:50		
84	2009	TEAM STEPHENSON	BAKERSFIELD	CA	0	3	21:39:25	15	:44	1:25:02	26	17.6	:57	1:25:19	22	9:10	3:31:27		
87	2023	BRADY'S BUFFALO'S	BAKERSFIELD	CA	0	3	22:51:02	29	:46	1:17:18	19	19.4	:47	1:24:32	18	9:05	3:34:25		
93	2030	TEAM WESTSMITH	BAKERSFIELD	CA	0	3	23:39:16	14	:54	1:20:40	22	18.6	:56	1:37:28	27	10:29	3:39:14		
96	2025	REDONDO RADICALS	NEWPORT BEACH	CA	0	3	24:43:21	22	:55	1:33:06	30	16.1	:51	1:25:10	20	9:10	3:43:29		
97	2031	NEWPORT NOMADS	HUNTINGTON BEAC	CA	0	3	25:40:58	18	:45	1:01:26	2	24.4	1:00	1:59:29	33	12:51	3:43:38		
98	2003	NOT AVAILABLE	BAKERSFIELD	CA	0	3	26:56:18	31	:37	1:17:11	18	19.4	:56	1:28:58	23	9:34	3:44:00		
101	2002	BRUCE'S SUPER SUBS	BAKERSFIELD	CA	0	3	27:35:39	12	:48	1:36:40	31	15.5	:55	1:35:23	25	10:15	3:49:25		
103	2027	HUNTINGTON HOOLIGANS	HUNTINGTON BEAC	CA	0	3	28:48:40	27	:42	1:17:59	20	19.2	:49	1:43:12	29	11:06	3:51:22		
105	2015		BAKERSFIELD	CA	0	3	29:41:25	20	1:05	1:24:06	25	17.8	:58	1:48:33	31	11:40	3:56:07		
107	2021	NUTRI SYSTEM MOVERS	BAKERSFIELD	CA	0	3	30:41:12	19	:39	1:31:34	29	16.4	1:13	1:48:52	32	11:42	4:03:30		
109	2018	EQUIPO TORTUGA	BAKERSFIELD	CA	0	3	31:58:57	32	:57	1:23:58	24	17.9	1:16	1:41:40	28	10:56	4:06:48		
110	2035	NUTRI SYSTEM SHAKERS	BAKERSFIELD	CA	0	3	32:51:56	30	:44	1:27:45	28	17.1	1:09	1:46:04	30	11:24	4:07:38		
111	2026	LAGUNA LANDLUBBERS	LAGUNA BEACH	CA	0	3	33:*****	***	*****	1:45:28	32	14.2	:54	1:15:18	10	8:06	4:11:19		
****	2024	MALIBU MARSHMELLOWS	HUNTINGTON BEAC	CA	0	3	***		:40:56	17	:42	1:21:26	23	18.4	1:02	[DNF]	***	****	[DNF]



OUR SPONSORS

We thank our sponsors who make this race possible. Without their support we would be unable to bring you the free meals, water bottles, T shirts and quality publications without a 75% increase in race fees.

BUD LIGHT and Advance Beverage. Thanks Bill & Tony

Easton & Moran Physical Therapy. The originators of the race and a major sponsor. Kris, Jim & Bill!

Kaiser Permanente

Volunteer sponsor for the barbeque. These people paid for free meals for the volunteers at the post race barbeque.

Q-94 All Hit Radio

Tri-Fair and dinner sponsor. Thanks Roger.

Mountain Fresh Water

All the water at the aid stations and finish line is mountain fresh.

Sheraton Valley Inn

The official hotel and a big part of the triathlon for many years.

Bicycle Warehouse

Sniders Cyclery

T.A. Cyclery

Finish Line Triathlon Pro Shop

Please visit these shops in preparation for the long season ahead and to buy that new bike before next year's race. Quality service and reasonable prices await you!

Chain Younger Law Offices

You'll find quality legal advice and a fast triathlete at these offices.



Paula Newby Fraser chases Colleen at the start of the run.

MOLINA MAULS TRI FIELD

After last year's second place finish, Scott Molina continued the season with a string of runner-up finishes. All that ended last Saturday with a solid win over John Devere and Harold Robinson in the eighth annual Bakersfield Bud Light Triathlon.

Last year Scott set the run course record in his attempts to chase Mike Pigg down. But Pigg had attained too big of a lead during the bike leg. This year Molina wasn't about to let history repeat itself. "I just wanted to stay close on the bike, I didn't expect to get in the lead, so that was a bonus" said an obviously satisfied Molina after the race. Molina finished seconds ahead of Devere on the bike but then opened a gap between himself and the rest of the field to set a new course record of 2:18:39.

Asked if he would be back next year, Scott smiled and said "Of course"

CANNON BLASTS RECORD


After a stomach flu caused DNF last year Colleen Cannon surged ahead on the run to beat two time winner Paula Newby Fraser in a course record time of 2:34:43. This shattered the old record of 2:44:12 set by Paula Newby Fraser last year. Paula also beat her old record just coming in two minutes behind Colleen after staying together on the bike course.

Asked what was the most difficult part of the race Colleen responded to Bastard Hill, "Going up that third hill, there is a really steep hill, its like a wall, and its six miles into the run, and literally its like the side of a wall". Wall or not she gained 2 minutes on the run and earned her \$2000 first place purse.


Colleen was not so sure after arriving in Bakersfield on Thursday. "When I got off the plane two days ago it was over 100 degrees and I wanted to go back home" but the Boulder resident stayed and is our new champion.

CONTRIBUTORS

Stiers Leisure Vehicles
Exceed
23 News
Associated Realty
Lamppost Pizza
Lemucchi's Tam O'Shanter
Golden Empire Trophy
Kern Trophies
Cay Health Food Store
Coldwell Banker
Sixpence Inn
Pepsi Cola Bottling
Stinson Stationers
Outpost Food Stores
Robert Small Insurance
Fit Is It
Bakersfield Californian
Cornerstone Engineering
M Construction Co., Inc,
Kern County Boat Club
Hobie Fleet #167



Swimmers await the wave starts.



Molina runs Bastard Hill

Le Gourmet
CATERING
CHEF: R. BELTRAN JR

BANQUET ROOMS AVAILABLE FOR PARTIES
WEDDINGS, RECEPTIONS, ALL OCCASIONS

805 399-9783

324 BERNARD (IN BJ'S HALL)

*"The Difference
is Excellence"*

Complete Dinners
for all occasions
Our specialty

Weddings, Luncheons, Brunches
Parties, Dinners, Open Houses
and Picnics

Any Size Group

BAKERSFIELD



North Bakersfield
Park & Recreation
405 Galaxy Avenue
Bakersfield, CA 93308

Blk. Rate
U.S. Postage
PAID
Permit No. 293
Bakersfield, CA

We wish to thank our sponsors who have greatly supported us throughout the year.

EASTON & MORAN

ORTHOPEDIC & SPORTS PHYSICAL THERAPY

