

# RESULTS

# Bakersfield

## BUD LIGHT



# ▲ TRIATHLON ■

Presented by

## North Bakersfield Recreation & Park District

### May 13, 1989


### Ironman Regional Qualifier

### Tri-Fed Long Distance Regional Championship

2K SWIM


40K BIKE

15K RUN



**TRIATHLON USA**  
FEDERATION  
SANCTIONED EVENT





### A WORD FROM NBRPD

Congratulations to all the participants for your efforts in the Bakersfield Bud Light Triathlon. Competing in this event is quite an achievement and we're pleased that you made this race one of your goals. A special thanks goes to all those local Bakersfield triathletes who truly make this a community event. The district is solidly behind this race and will continue to make it one of the premier triathlons in the country.

To this end, North Bakersfield Recreation and Park District has established an endurance sports division that is responsible for supporting the adult endurance sport of running, biking, swimming, triathlons and biathlons. We are one of the only departments in the country to make a full time commitment in this field.

We again thank you for attending and we hope to see you next year.

Sincerely,  
Lowell Baisden

Chairman of the Board of the North Bakersfield Recreation and Park District

### A WORD FROM E.S.C.A.C.

The Bakersfield Bud Light Triathlon was the largest of the major events that the Endurance Sports Citizens Advisory Committee (E.S.C.A.C.) promoted with the North Bakersfield Recreation and Park District and local sports clubs. The months of time and effort put in by all the volunteers culminated in a great weekend. From the Q-94 Tri-Fair, City of Bakersfield Sports Clinic, the BBQ Factory Carbo Dinner, the Race itself, the Post-Race barbecue, to the Kaiser Permanente Tri-for-Kids, a wonderful time was had by all. The weather cooperated, resulting in a women's course record, as well as many personal records.

To all the volunteers who donated their time and efforts to the athletes who participated, thank you.

See you at the next race.

Sincerely, all the E.S.C.A.C. members, Jim Mitchell, Tim Lemucchi, Steve Main, Judy Chapman, Mike Lewis, Andrea McDonald, Donna Lyles, LeeAnn Kilpatric, and Paul Mackie

# THANKS

## UPCOMING RACES

The Bakersfield Bud Light Triathlon is just one of three quality races that NBR&PD puts on every year. In the fall, we have the Classic, a cycling road race for both public and USCF riders. This two day event hosts the public on Saturday, October 21 for a challenging 35-mile course and on Sunday, the USCF riders get their chance at varying distances depending on their category.

The third event is the Glinn & Girodano Off-road bike Biathlon held in January. This event has obtained national attention the last two years, with a heavy downpour creating survival conditions for the bikers the first year. Less than half the field finished the gruelling competition that year. This last year was blessed with beautiful weather and almost all finished and enjoyed a delicious BBQ.



# FOR COMING!

## THANKS VOLUNTEERS!

We here at the North Bakersfield Recreation and Park Department wish to thank and commend all the volunteers who made this ninth annual Bakersfield Bud Light Triathlon a success. From the ESCAC committee's work year round to the coordinators' meetings that started in February, it was truly a community effort.

Jim & April Mitchell  
 Tim & Margaret Lemucchi  
 Judy Chapman and kids  
 Andrea & Bill McDonald  
 Roger Larson  
 Bob Moses & Kevin O'Rourke  
 Jay Rosenlieb & crew  
 Donna Lyles  
 Don & Arla Lewis  
 Jennifer Hess  
 Don Borradori  
 Steve & Alberta Main  
 Kent Middleton & Explorers  
 Pete & Patty Wonderly  
 Al Nava  
 John Wilson & KCTA  
 Henry Guichard & radio club  
 Steve Graffita & crew  
 Robert Wegis  
 Philip Jordan  
 Breakfast Rotary  
 Marlene O'Rourke  
 Over 300 others!



*Paula Newby-Fraser smiles after winning with a new women's course record of 2:34:05.*

### NBR&PD STAFF

The dedication and commitment of these workers resulted in the smoothest BBLT yet. Their efforts showed on race day and we can all look forward to many more fine races.

Paul Mackie- Race Director  
 Melinda Duplantis- Registration  
 Paul Press- Asst. R.D.  
 Tom Bunger- Race setup  
 Ron Lundy- Finances  
 Jim Spengler- General Manager  
 Larry Shelly & Garrett Lynch- Medical  
 Marieta Williams- BBQ  
 Maintenance Crew- setup and cleanup

### SUMMER SERIES

North Bakersfield hosts a low key summer training series with a 400-meter swim, a 10-mile bike, and a 5K run. These events are held on Tuesday nights starting June 13. The events are run independently and the times totaled to determine the triathlon winner. This makes these events ideal speed training for veterans and easy for beginners. Come join us this summer! Call 392-2000 for details.

Dates: June 13 & 27  
 July 11 & 25  
 August 1 & 15



**BAKERSFIELD BUD LIGHT TRIATHLON**  
**BAKERSFIELD, CALIFORNIA**  
**May 13, 1989**

**OVERALL RESULTS - MEN**

TOT RACE PLC	NO	NAME	CITY	A D		DIV		DIV			DIV			TOTAL TIME	
				G I	ST	SWIM	SWIM	T1	BIKE	BIKE	BIKE	T2	RUN		RUN
				PLC	E V	PLC	PLC	TIME	PLC	MPH	TIME	TIME	PLC	PPM	
1	1	MOLINA SCOTT	BOULDER	CO 29 X	1	:25:14	1	1:25	:57:50	4 25.7	1:04	:53:38	3	5:46	2:19:11
2	17	TINLEY SCOTT	SAN DIEGO	CA 29 X	2	:25:19	7	1:20	:57:48	3 25.7	:55	:54:34	5	5:52	2:19:56
3	5	SCHILLER TONY	SHOREWOOD	MN 31 X	3	:26:50	20	1:43	:57:35	1 25.8	1:04	:53:30	2	5:45	2:20:42
4	21	HUDDLE N. PAUL	ENCINITAS	CA 26 X	4	:25:31	12	1:13	1:00:03	9 24.8	1:04	:53:08	1	5:43	2:20:59
5	23	COOK GLENN	CARLSBAD	CA 26 X	5	:25:14	1	1:18	:59:28	8 25.0	:56	:55:47	8	6:00	2:22:43
6	16	FAHRENBACH BRYAN	CLOVIS	CA 32 X	6	:25:25	10	1:39	1:00:40	14 24.5	1:02	:54:18	4	5:50	2:23:04
7	11	EISENHAUR STEVE	CARMEL VALLEY	CA 28 X	7	:25:15	3	2:09	:59:20	7 25.1	:59	:56:36	11	6:05	2:24:19
8	7	DUFF GORDON	SEAL BEACH	CA 27 X	8	:25:29	11	1:21	1:01:39	18 24.1	1:10	:55:42	7	5:59	2:25:21
9	32	FORBS GLENN	ENCINITAS	CA 30 X	9	:26:06	16	1:18	1:01:19	17 24.3	:59	:55:51	9	6:00	2:25:33
10	3	JOHNSON ERIC	MOUNTAIN VIEW	CA 31 X	10	:26:54	23	1:29	1:00:38	13 24.5	1:05	:55:35	6	5:59	2:25:41
11	26	SOUZA KEN	ENCINITAS	CA 24 X	11	:30:45	29	1:15	:57:47	2 25.8	1:09	:55:52	10	6:00	2:26:48
12	20	FLACKE GARY	SANTA BARBARA	CA 24 X	12	:26:02	15	1:18	1:01:42	19 24.1	1:01	:57:23	12	6:10	2:27:26
13	22	MONTGOMERY MARK	ENCINITAS	CA 33 X	13	:25:15	3	1:14	:58:02	5 25.6	:52	1:02:45	23	6:45	2:28:08
14	8	WEAVER DON W.	RANCHO CORDOVA	CA 28 X	14	:26:48	19	1:33	1:00:42	15 24.5	:55	:58:23	15	6:17	2:28:21
15	2	LLERANDI MIKE	SAN FRANCISCO	CA 25 X	15	:25:57	14	1:53	1:02:30	22 23.8	1:16	:57:44	13	6:12	2:29:20
16	195	JONES III TOM	SALT LAKE CITY	UT 24 B	1	:29:32	12	1:20	1:00:01	1 24.8	1:18	:57:52	1	6:13	2:30:03
17	30	KOROCK BOB	ACAMPO	CA 21 X	16	:26:06	16	1:06	1:00:35	12 24.6	1:05	1:01:46	21	6:38	2:30:38
18	9	METEYER MICHAEL	FRESNO	CA 29 X	17	:27:32	25	1:42	1:01:59	20 24.0	1:16	:58:20	14	6:16	2:30:49
19	12	BANKS DANNY	PASADENA	CA 26 X	18	:25:21	9	1:27	1:01:13	16 24.3	1:03	1:02:02	22	6:40	2:31:06
20	172	MOFFIT JEFF	FRESNO	CA 24 B	2	:27:43	6	1:48	1:01:45	2 24.1	1:13	:59:09	3	6:22	2:31:38
21	6	MOLLERUS JIM	LOS GATOS	CA 30 X	19	:26:56	24	1:35	1:02:21	21 23.9	1:16	1:00:43	18	6:32	2:32:51
21	25	SURPENANT MARC	SAN JUAN CAPO	CA 28 X	19	:25:16	5	1:21	1:00:13	11 24.7	1:05	:59:56	16	6:27	2:32:51**
23	175	CARLSON ANDREW	LAGUNA HILLS	CA 22 B	3	:25:16	2	1:41	1:03:44	6 23.3	1:16	1:00:58	6	6:33	2:32:55
24	360	GRIFFIN GREGORY	ESCONDIDO	CA 26 C	1	:27:38	3	1:40	1:03:18	3 23.5	1:04	:59:20	3	6:23	2:33:00**
25	4	DEVERE JOHN C.	CLOVIS	CA 28 X	21	:25:18	6	1:29	:58:39	6 25.4	1:11	1:06:40	29	7:10	2:33:17
26	822	KIRBY JAY	WESTMINSTER	CA 39 E	1	:29:18	10	1:31	1:00:17	1 24.7	1:27	1:00:48	4	6:32	2:33:21
27	15	FILLIPOU MIKE	LONG BEACH	CA 28 X	22	:26:50	20	1:11	1:03:22	24 23.5	1:09	1:01:31	20	6:37	2:34:03
28	24	SHEEPER TIM	LEULADIA	CA 25 X	23	:25:19	7	1:23	1:00:11	10 24.7	:56	1:01:23	19	6:36	2:34:12**
29	777	McDERMOTT BILL	LA HABRA HEIGHT	CA 38 E	2	:29:19	11	1:40	1:07:10	14 22.2	1:30	:55:02	1	5:55	2:34:41
30	13	DEBOER DICK	BAKERSFIELD	CA 24 X	24	:26:34	18	1:18	1:03:09	23 23.6	:57	1:02:57	25	6:46	2:34:55
31	907	THOMAS DUNCAN	SANTA BARBARA	CA 40 F	1	:28:10	3	1:32	1:03:27	1 23.5	1:24	1:00:46	1	6:32	2:35:19
32	370	CURTIS MARK	CHULA VISTA	CA 28 C	2	:28:15	6	1:50	1:03:27	4 23.5	1:24	1:00:36	6	6:31	2:35:32
33	379	RUSH KARL	CAMARILLO	CA 29 C	3	:29:34	14	1:27	1:04:15	14 23.2	1:26	:58:53	2	6:20	2:35:35
34	621	EWING CORKY	VISTA	CA 32 D	1	:28:59	5	1:13	1:03:23	3 23.5	1:15	1:00:58	2	6:33	2:35:48
35	775	DECKER BOB	LEUCADIA	CA 36 E	3	:28:10	8	1:00	1:05:39	9 22.7	1:39	1:00:11	3	6:28	2:36:39
36	363	LYLE SCOTT	SANTEE	CA 27 C	4	:28:31	8	1:56	1:04:51	18 22.9	1:35	:59:52	4	6:26	2:36:45
37	670	ROBERTS MARK	DEL MAR	CA 32 D	2	:26:00	1	1:23	1:06:15	12 22.5	1:22	1:01:57	5	6:40	2:36:57
38	359	MAROCCHO DOUGLAS	IRVINE	CA 25 C	5	:31:12	31	1:29	1:04:38	16 23.0	1:23	:58:21	1	6:16	2:37:03
39	27	SMITH MIKE	MONTECITO	CA 25 X	25	:28:33	27	1:23	1:04:00	26 23.2	:58	1:02:50	24	6:45	2:37:44
40	358	CRAM JEFF	BAKERSFIELD	CA 25 C	6	:28:56	10	1:07	1:03:27	4 23.5	1:18	1:03:09	9	6:47	2:37:57
41	782	BUCKINGHAM WAYNE	ENCINITAS	CA 36 E	4	:27:59	5	1:26	1:08:18	17 21.8	1:24	:58:52	2	6:20	2:37:59
42	174	SEYMOUR BRIAN	ISLA VISTA	CA 21 B	4	:27:35	5	1:21	1:03:30	4 23.4	1:11	1:04:57	11	6:59	2:38:34
43	183	GOSSET GREGORY	N. OGDEN	UT 22 B	5	:26:12	4	1:54	1:03:04	3 23.6	1:12	1:06:29	12	7:09	2:38:51
44	18	GRUNWALD GREG	BERKELEY	CA 25 X	26	:27:53	26	1:11	1:03:30	25 23.4	1:05	1:05:19	27	7:01	2:38:58
45	371	GAMINO II PAUL	BAKERSFIELD	CA 28 C	7	:28:29	7	1:11	1:02:00	1 24.0	1:21	1:06:05	23	7:06	2:39:06
46	941	MCHALE THOM	CARDIFF	CA 40 F	2	:29:37	7	1:39	1:04:03	2 23.2	1:36	1:02:24	2	6:43	2:39:19
47	316	MCKINNON KENNETH	LONG BEACH	CA 26 C	8	:29:59	20	1:21	1:03:59	13 23.3	1:27	1:02:39	8	6:44	2:39:25
48	31	LYLE MICHAEL	LA MESA	CA 28 X	27	:25:55	13	1:47	1:04:00	26 23.2	1:11	1:06:34	28	7:09	2:39:27
49	812	KING JOHN	ARCATA	CA 36 E	5	:27:09	3	1:40	1:05:17	6 22.8	1:31	1:03:54	5	6:52	2:39:31
50	185	JEWELL DAVID	LEUCADIA	CA 24 B	6	:29:05	10	1:37	1:03:49	7 23.3	1:09	:58:55	2	6:20	2:39:35**





TOT RACE PLC NO NAME	CITY	A D G I DIV ST E V PLC	DIV		DIV			DIV		DIV		TOTAL PPM TIME
			SWIM	SWIM	T1	BIKE	BIKE	BIKE	T2	RUN	RUN	
159 646 HASKINS MARK	LAGUNA NIGUEL	CA 32 D 33	:29:23	8	1:13	1:12:05	47 20.6	1:10	1:14:05	50	7:58	2:57:56
160 615 EDWARDS BRIAN	HERMOSA BEACH	CA 30 D 34	:33:57	41	1:33	1:09:47	29 21.3	1:27	1:11:16	38	7:40	2:58:00
161 393 HAMM GREG	SANTA BARBARA	CA 27 C 40	:33:56	59	1:29	1:11:25	55 20.8	1:22	1:09:51	40	7:31	2:58:03
162 102 TIPPING III DONALD B.	IRVINE	CA 16 A 4	:34:15	4	1:10	1:06:26	2 22.4	1:30	1:15:16	3	8:06	2:58:37
163 1101 MCGAIN GARY D.	BAKERSFIELD	CA 50 H 2	:36:01	3	2:14	1:07:04	1 22.2	1:38	1:11:52	2	7:44	2:58:49
164 1031 WICKENS PAT	REDONDO BEACH	CA 48 G 6	:28:46	2	1:55	1:14:06	19 20.1	1:55	1:12:41	8	7:49	2:59:23
165 649 HERRIG STEPHAN	MONROVIA	CA 31 D 35	:35:13	55	1:53	1:09:50	30 21.3	1:37	1:10:53	36	7:37	2:59:26
166 754 CAGNEY DAVID	HONOLULU	HI 35 E 17	:39:53	57	2:43	1:08:07	16 21.8	1:49	1:06:55	8	7:12	2:59:27
167 373 AKAMINE BRIAN	GADENA	CA 25 C 41	:41:08	91	1:39	1:05:36	22 22.7	1:40	1:09:26	35	7:28	2:59:29
168 677 HOGAN ROB	ALTA LOMA	CA 33 D 36	:32:36	34	1:26	1:12:51	52 20.4	1:26	1:11:12	37	7:39	2:59:31
169 313 JACOBSON THOMAS E.	SAN JOSE	CA 27 C 42	:30:10	21	1:54	1:10:56	53 21.0	1:56	1:14:36	54	8:01	2:59:32
169 1009 TUIZ RENE	RANCHO SANTA MA	CA 46 G 7	:38:00	16	1:50	1:11:03	8 20.9	1:24	1:07:15	4	7:14	2:59:32
171 617 DENNIS DAVID	TAFT	CA 33 D 37	:32:09	27	2:16	1:10:22	37 21.1	1:36	1:13:16	49	7:53	2:59:39
172 198 ROUS DAVID L.	BAKERSFIELD	CA 18 B 21	:33:06	23	1:47	1:08:35	16 21.7	1:18	1:14:56	27	8:03	2:59:42
173 181 DRACE RANDY	CLOVIS	CA 19 B 22	:30:57	15	2:50	1:12:44	31 20.5	1:37	1:11:38	20	7:42	2:59:46
174 406 FIER TIM	NEWPORT BEACH	CA 28 C 43	:29:52	18	2:03	1:12:54	66 20.4	1:25	1:13:42	51	7:55	2:59:56
175 391 HOUCK III WILLIAM F.	ARTESIA	CA 29 C 44	:30:55	27	1:49	1:12:18	62 20.6	1:59	1:13:00	50	7:51	3:00:01
176 383 MACKEY BRIAN	PALOS VERDES	CA 27 C 45	:31:09	30	2:47	1:09:31	46 21.4	2:08	1:14:32	53	8:01	3:00:07
177 912 MANFREDO JAMES S.	CLOVIS	CA 44 F 13	:33:23	17	1:35	1:11:12	18 20.9	1:36	1:12:25	16	7:47	3:00:11
178 563 ESSIES GARRETT	LOS OSOS	CA 34 D 38	:37:16	69	2:01	1:12:00	46 20.7	1:37	1:07:23	23	7:15	3:00:17
179 380 COUCH TOM	REDWOOD CITY	CA 29 C 46	:39:00	85	2:22	1:11:42	58 20.8	2:04	1:05:16	18	7:01	3:00:24
180 804 TUCKER BART	IRVINE	CA 35 E 18	:28:05	6	1:51	1:09:23	22 21.4	1:35	1:19:39	37	8:34	3:00:33
180 826 HIXSON RICK	BAKERSFIELD	CA 36 E 18	:36:25	41	1:06	1:09:50	24 21.3	1:11	1:12:01	21	7:45	3:00:33
182 411 MANSKER BARRY	SAN JOSE	CA 28 C 47	:32:14	38	1:43	1:15:11	74 19.8	1:30	1:10:04	42	7:32	3:00:42
183 164 GARRIS MAXX	BAKERSFIELD	CA 19 B 23	:35:29	29	1:48	1:09:29	19 21.4	1:17	1:12:40	22	7:49	3:00:43
184 188 DANFORTH DREW	BAKERSFIELD	CA 20 B 24	:32:34	20	1:37	1:11:46	29 20.7	1:55	1:12:52	23	7:50	3:00:44
185 771 WILLIAMS IAN	MISSION VIEJO	CA 39 E 20	:35:25	33	1:28	1:12:54	38 20.4	1:32	1:09:34	18	7:29	3:00:53
186 791 BRADLEY ALAN	BAKERSFIELD	CA 39 E 21	:30:17	16	1:35	1:07:09	13 22.2	1:47	1:20:12	38	8:37	3:01:00
187 341 RAMBO TODD C.	DEL MAR	CA 27 C 48	:32:09	36	2:26	1:16:27	80 19.5	1:06	1:08:57	32	7:25	3:01:05
188 561 WADDILL JACK	SANTA BARBARA	CA 34 D 39	:32:08	26	1:45	1:10:23	38 21.1	1:53	1:15:05	54	8:04	3:01:14
189 591 PICKER JAMES K.	LA CRESENTA	CA 31 D 40	:33:19	39	1:38	1:09:11	26 21.5	1:25	1:15:48	58	8:09	3:01:21
190 774 LUND NEAL T.	CORONADO	CA 36 E 22	:37:48	45	2:05	1:10:02	25 21.2	1:38	1:09:51	19	7:31	3:01:24
191 820 PHILLIPS J. PATRICK	SANGER	CA 35 E 23	:38:38	49	1:12	1:10:46	28 21.0	1:20	1:09:33	17	7:29	3:01:29
192 399 BESTE RUSS	SANTA BARBARA	CA 27 C 49	:38:03	78	3:39	1:10:33	52 21.1	2:22	1:06:58	26	7:12	3:01:35
193 961 MILLIARD FRED	LAGUNA NIGUEL	CA 43 F 14	:34:17	21	2:18	1:11:46	21 20.7	1:36	1:11:40	15	7:42	3:01:37
194 669 BOWDEN MIKE	LAS VEGAS	CA 30 D 41	:34:54	52	2:39	1:16:22	77 19.5	1:46	1:05:58	17	7:06	3:01:39
195 799 WITCHER STEPHEN	SAN JOSE	CA 39 E 24	:29:42	13	2:46	1:09:23	22 21.4	1:56	1:18:00	35	8:23	3:01:47
196 938 FISHER RICHARD	LAS VEGAS	NV 40 F 15	:36:47	30	2:57	1:11:24	19 20.8	1:47	1:08:54	11	7:25	3:01:49
197 332 SCHARF VOLKER	SELKIRK	MA 26 C 50	:35:09	66	2:43	1:03:38	7 23.4	1:42	1:18:47	63	8:28	3:01:59
198 654 NORTH MARK	OAKLAND	CA 31 D 42	:34:08	44	1:59	1:11:04	41 20.9	1:54	1:12:55	46	7:50	3:02:00
199 763 DUTIL DONALD	SO. LAKE TAHOE	CA 36 E 25	:36:11	39	3:30	1:11:24	33 20.8	2:39	1:08:50	16	7:24	3:02:34
200 918 GARCIA BOB	SAN PEDRO	CA 40 F 16	:40:36	41	2:26	1:09:15	14 21.5	1:39	1:08:43	9	7:23	3:02:39
201 335 GUTHERREZ ANDY J.	RESEDA	CA 26 C 51	:33:23	50	1:46	1:09:39	49 21.4	1:58	1:15:58	58	8:10	3:02:44
202 959 RODMAN RON	WASCO	CA 43 F 17	:35:31	26	2:33	1:13:45	29 20.2	2:01	1:09:17	13	7:27	3:03:07
203 785 MONTALVO RAY	BALMONT	CA 35 E 26	:31:39	20	2:19	1:10:35	27 21.1	2:00	1:16:54	32	8:16	3:03:27
204 408 MCCORKLE JERRY	SAN DIEGO	CA 29 C 52	:42:45	96	1:52	1:07:41	33 22.0	1:38	1:09:32	37	7:29	3:03:28
204 1202 STEVENSON DAVID	LOS ALTOS HILLS	CA 60 J 1	:31:12	1	3:02	1:14:50	2 19.9	1:51	1:12:33	1	7:48	3:03:28
206 905 JACOBSEN DAVID	BAKERSFIELD	CA 41 F 18	:32:23	13	2:29	1:08:58	12 21.6	3:12	1:16:58	29	8:17	3:04:00
207 1114 CHURCHMAN COLBY	BAKERSFIELD	CA 54 H 3	:34:59	1	2:16	1:11:11	3 20.9	1:40	1:14:07	3	7:58	3:04:13
208 657 LUSHER JAMES	PORT HUENUES	CA 33 D 43	:31:26	23	2:19	1:13:28	57 20.3	2:15	1:14:58	53	8:04	3:04:26
209 557 KNUDSEN BRENT	LAJOLLA	CA 32 D 44	:34:05	43	2:21	1:21:15	98 18.3	1:23	1:05:23	13	7:02	3:04:27
210 642 HOLM DAVID	FOLSOM	CA 31 D 45	*****	110	*****	1:11:36	43 20.8	1:51	1:06:10	19	7:07	3:04:40
211 196 REMBAC ROSS	LA MESA	CA 22 B 25	:32:47	22	1:25	1:07:44	15 22.0	1:19	1:21:31	36	8:46	3:04:46
211 769 SAVAGE LARRY	SANTA BARBARA	CA 39 E 27	:32:26	23	1:35	1:07:53	15 21.9	1:42	1:21:10	43	8:44	3:04:46









TOT RACE PLC NO NAME	CITY	A D G I DIV ST E V PLC	SWIM SWIM TIME PLC	T1 TIME	DIV			T2 TIME	RUN TIME	RUN PLC	RUN PPM	TOTAL TIME
					BIKE TIME	BIKE PLC	BIKE MPH					
375 1029 LYLES JIM	BAKERSFIELD	CA 45 G 23	:39:39	20	3:30	1:15:12	20	19.8	3:19	1:27:59	23	9:28 3:29:39
376 1117 CULLEN JIM	MERCER ISLAND	WA 50 H 7	:39:39	7	3:47	1:25:22	13	17.4	2:55	1:17:57	6	8:23 3:29:40
377 953 TRAUTMANN ROGER	BAKERSFIELD	CA 43 F 36	:45:40	51	3:02	1:24:07	51	17.7	1:08	1:15:54	25	8:10 3:29:51
378 802 MCCULLY BRAIN	FRESNO	CA 36 E 57	:42:07	65	4:34	1:18:55	62	18.9	2:42	1:21:42	45	8:47 3:30:00
379 787 BRUM STEVE	HANFORD	CA 37 E 58	:32:45	24	2:34	1:20:46	64	18.4	1:49	1:32:28	64	9:57 3:30:22
380 375 SMITH PERRY	HUNTINGTON BEAC	CA 27 C 84	:36:35	67	2:41	1:16:52	83	19.4	1:44	1:32:31	87	9:57 3:30:23
381 1159 WEAGLE CY	CHICO	CA 57 I 7	:39:24	5	3:49	1:18:33	8	18.9	3:21	1:25:36	6	9:12 3:30:43
382 551 MOEHLMAN STEVE	BAKERSFIELD	CA 32 D 88	:48:04	105	3:56	1:17:00	83	19.3	1:12	1:20:48	76	8:41 3:31:00
383 564 HALE SCOTT	NO. HOLLYWOOD	CA 33 D 89	:42:37	95	2:57	1:21:15	98	18.3	1:43	1:22:31	79	8:52 3:31:03
384 576 WEGIS ROBERT L.	BAKERSFIELD	CA 34 D 90	:38:10	73	2:17	1:13:19	55	20.3	1:58	1:35:33	94	10:16 3:31:17
385 823 BURCH JOHN	BAKERSFIELD	CA 38 E 59	:34:57	30	1:59	1:17:52	58	19.1	3:43	1:32:56	65	10:00 3:31:27
386 197 SWEANEY ROGER	BAKERSFIELD	CA 22 B 43	:39:55	41	3:10	1:15:57	44	19.6	2:01	1:30:34	44	9:44 3:31:37
387 550 ALLPORT STEVE	OXNARD	CA 32 D 91	:36:52	68	2:07	1:12:41	50	20.5	2:42	1:37:28	98	10:29 3:31:50
388 792 TESTA NICK	LOS ALTOS	CA 35 E 60	:39:51	55	2:42	1:21:35	65	18.2	2:05	1:25:47	56	9:13 3:32:00
389 1105 BROWNING JOHN	FOWLER	CA 52 H 8	:43:59	11	2:59	1:19:08	7	18.8	2:07	1:23:52	9	9:01 3:32:05
390 307 THOMPSON RANDY	GRANADA HILLS	CA 29 C 85	:33:15	49	2:20	1:20:26	92	18.5	1:57	1:34:24	90	10:09 3:32:22
391 173 GAULT DAVID	GARDEN GROVE	CA 24 B 44	:45:45	47	2:38	1:13:07	33	20.4	2:56	1:28:36	41	9:32 3:33:02
392 631 O'CONNOR BRIAN	SANTA BARBARA	CA 32 D 92	:35:52	58	2:56	1:25:21	108	17.4	2:43	1:26:12	84	9:16 3:33:04
393 1116 WELLS LARRY A.	BAKERSFIELD	CA 50 H 9	:44:15	13	3:18	1:22:43	11	18.0	2:02	1:20:48	7	8:41 3:33:06
394 793 DOWNS JOHN	BAKERSFIELD	CA 35 E 61	:38:39	50	2:02	1:20:45	63	18.4	2:07	1:29:41	61	9:39 3:33:14
395 923 SCHONFELDT BRIANE	ARCATA	CA 40 F 37	:36:57	32	1:26	1:16:36	37	19.4	1:51	1:36:25	43	10:22 3:33:15
396 583 LEMAY LARRY W.	HANFORD	CA 32 D 93	:32:47	35	2:13	1:19:41	94	18.7	2:22	1:36:38	96	10:23 3:33:41
397 1201 ALBRIGHT KEITH	LA CRESCENTA	CA 65 J 2	:48:24	5	4:02	1:14:21	1	20.0	2:55	1:24:02	2	9:02 3:33:44
398 312 WILSON DAVID D.	LOS ANGELES	CA 26 C 86	:37:47	75	5:09	1:20:09	91	18.6	3:02	1:28:56	85	9:34 3:35:03
398 805 TOMLINSON RICK	BAKERSFIELD	CA 37 E 62	:43:33	69	1:55	1:16:20	51	19.5	3:24	1:29:51	62	9:40 3:35:03
400 762 FULKERSON BOB	SAN JOSE	CA 36 E 63	:38:25	47	5:09	1:23:15	67	17.9	2:59	1:25:26	54	9:11 3:35:14
401 177 BLAND GLENN	BAKERSFIELD	CA 23 B 45	:41:19	44	3:28	1:18:19	46	19.0	1:57	1:30:16	43	9:42 3:35:19
402 943 BROWN CHARLES	BAKERSFIELD	CA 40 F 38	:47:25	55	2:22	1:12:31	25	20.5	3:03	1:29:59	39	9:41 3:35:20
403 1003 BUIS MIKE R.	ANAHEIM	CA 46 G 24	:40:22	22	2:15	1:21:18	26	18.3	2:27	1:29:38	25	9:38 3:36:00
404 398 ZUNIGA PATRICIA	BAKERSFIELD	CA 28 C 87	:33:44	53	2:20	1:26:04	97	17.3	2:11	1:32:11	86	9:55 3:36:30
405 346 STARKEY HARRY	BAKERSFIELD	CA 28 C 88	:37:40	74	2:57	1:11:22	54	20.9	3:26	1:41:30	96	10:55 3:36:55
406 614 THOMAS DAVID	BAKERSFIELD	CA 30 D 94	:38:07	72	3:18	1:16:31	78	19.4	1:51	1:37:21	97	10:28 3:37:08
407 579 LEIBSON BEN	LAS VEGAS	NV 30 D 95	:38:10	73	2:29	1:16:31	78	19.4	1:36	1:38:37	99	10:36 3:37:23
408 1158 PFUTZENREUTER BRUCE	BAKERSFIELD	CA 57 I 8	:51:49	9	2:24	1:13:11	6	20.3	2:04	1:28:19	8	9:30 3:37:47
409 389 BECKER MARK	TORRANCE	CA 28 C 89	*****	103	*****	1:26:46	98	17.1	2:15	1:21:51	70	8:48 3:37:57
410 559 WHITING KEN	SANTA CRUZ	CA 33 D 96	:42:22	93	2:30	1:18:18	91	19.0	2:24	1:32:34	92	9:57 3:38:08
411 1019 AKAGI DOUG	MIL VALLEY	CA 45 G 25	:42:52	27	3:40	1:17:49	24	19.1	3:29	1:30:19	26	9:43 3:38:09
412 306 SINCLAIR NATHAN	VENTURA	CA 29 C 90	:42:31	95	5:14	1:29:36	100	16.6	2:19	1:18:52	64	8:29 3:38:32
413 932 DAVIS TED	BAKERSFIELD	CA 41 F 39	:36:35	29	3:17	1:19:14	44	18.8	1:31	1:37:59	45	10:32 3:38:36
414 328 SISK JON	SCOTTS VALLEY	CA 26 C 91	:36:47	68	1:53	1:18:08	84	19.0	2:18	1:39:40	93	10:43 3:38:46
415 584 MCBRIDE RONALD S.	EL SEGUNDO	CA 32 D 97	:31:46	24	4:23	1:17:56	89	19.1	1:51	1:43:14	102	11:06 3:39:10
416 1103 LAGOIS MICHAEL D.	TIBURON	CA 50 H 10	:41:48	9	4:27	1:21:11	10	18.3	4:55	1:27:00	10	9:21 3:39:21
417 954 BRUSCA JOHN	CAMARILLO	CA 41 F 40	:42:12	46	3:55	1:25:18	53	17.4	1:34	1:26:29	38	9:18 3:39:28
418 948 PEREZ AL	SANTA BARBARA	CA 41 F 41	:47:57	56	2:51	1:21:07	48	18.3	2:05	1:25:37	37	9:12 3:39:37
419 936 KORECHOFF ROBERT	LA CANADA	CA 42 F 42	:45:16	50	1:54	1:11:05	17	20.9	2:11	1:40:17	50	10:47 3:40:43
420 1033 CULLEN THOMAS	ATLANTA	CA 48 G 26	:41:44	23	4:12	1:21:20	27	18.3	5:42	1:28:11	24	9:29 3:41:09
421 1109 LARUE GERALD	FRESNO	CA 53 H 11	:44:32	14	3:04	1:19:46	8	18.7	2:37	1:31:15	11	9:49 3:41:14
422 378 SIZEMORE DONALD	FRESNO	CA 28 C 92	:41:19	92	3:35	1:21:17	94	18.3	1:54	1:33:12	88	10:01 3:41:17
423 176 BENSHOOF TIM	BAKERSFIELD	CA 22 B 46	:41:26	45	4:39	1:14:42	37	19.9	2:59	1:37:33	46	10:29 3:41:19
424 580 DELGADO JR. CARLOS M.	LOS ANGELES	CA 31 D 98	:30:55	19	3:02	1:21:00	97	18.4	2:28	1:44:26	104	11:14 3:41:51
425 798 NAVARRO REYNALDO	BAKERSFIELD	CA 37 E 64	:45:09	70	3:11	1:23:20	68	17.9	2:36	1:27:48	59	9:26 3:42:04
426 937 COMERFORD MICHAEL	FRESNO	CA 42 F 43	:40:52	43	2:50	1:18:00	39	19.1	2:50	1:37:38	44	10:30 3:42:10
427 946 BROCK JR. JOHN	BAKERSFIELD	CA 41 F 44	:43:09	49	3:17	1:18:41	43	18.9	2:42	1:34:29	42	10:10 3:42:18
428 765 SORENSEN ERIC N.	HANFORD	CA 39 E 65	:42:45	67	3:28	1:22:02	66	18.1	2:22	1:31:42	63	9:52 3:42:19



TOT RACE			A D		DIV		DIV				DIV			TOTAL		
PLC	NO	NAME	CITY	ST	E V PLC	SWIM TIME	SWIM PLC	T1 TIME	BIKE TIME	BIKE PLC	BIKE MPH	T2 TIME	RUN TIME	RUN PLC	RUN PPM	TIME
483	1206	DAUGHTERY RAY	DIAMOND BAR	CA	60 J 6	:38:36	2	2:02	1:23:25	4	17.8	3:22	2:26:49	6	15:47	4:34:14
****	153	EAGLETON WILLIAM B.	LOS BANOS	CA	21 B ***	:28:50	9	2:26	1:11:09	24	20.9	1:30	[DNF]	***	****	[DNF]
****	361	BENDER JEFF	TEMPLE CITY	CA	26 C ***	:38:34	82	2:04	1:09:58	50	21.3	****	[DNF]	***	****	[DNF]
****	924	BINDER ANDREW S.	SANTA BARBARA	CA	44 F ***	:32:56	15	3:23	1:13:14	26	20.3	2:59	[DNF]	***	****	[DNF]
****	927	WILSON CHRISTOPHER	SAN DIEGO	CA	43 F ***	:34:24	23	5:06	1:35:16	57	15.6	10:00	[DNF]	***	****	[DNF]
****	1024	FARROW TONY	CARLSBAD	CA	48 G ***	:39:27	19	1:51	1:17:16	23	19.3	1:46	[DNF]	***	****	[DNF]
****	329	CALVIN CRAIG	MISSION VIEJO	CA	27 C ***	:27:42	4	1:38	[DNF]	***	****	****	[DNF]	***	****	[DNF]
****	374	HEANEY DAN	WALNUT CREEK	CA	25 C ***	:26:56	2	1:21	[DNF]	***	****	****	[DNF]	***	****	[DNF]
****	394	WAGNER JUSTUS A	ENCINITAS	CA	26 C ***	:36:59	69	2:13	[DNF]	***	****	****	[DNF]	***	****	[DNF]
****	600	WARD GREG	ANAHEIM	CA	31 D ***	:48:19	107	****	[DNF]	***	****	****	[DNF]	***	****	[DNF]
****	656	CHAPMAN DAVID	BAKERSFIELD	CA	30 D ***	:35:18	56	****	[DNF]	***	****	****	[DNF]	***	****	[DNF]
****	801	BUFFINGTON DAVE	SANTA ANA	CA	35 E ***	:32:49	25	2:09	[DNF]	***	****	****	[DNF]	***	****	[DNF]
****	929	YOUNG DAVID H.	YUMA	AZ	40 F ***	:29:20	6	2:32	[DNF]	***	****	****	[DNF]	***	****	[DNF]
****	942	PHILLIPS GERRY	TORRANCE	CA	42 F ***	:34:19	22	1:25	[DNF]	***	****	****	[DNF]	***	****	[DNF]
****	1350	FIKE-MOES CHERIE	HANFORD	CA	29 M ***	:49:58	23	3:48	1:30:59	23	16.4	2:20	1:18:12	11	8:25	[DQ]

\*\* DENOTES TIME PENALTY

A TOTAL OF 497 RECORDS WERE PROCESSED.

OVERALL RESULTS - WOMEN

TOT RACE			A D		DIV		DIV				DIV			TOTAL		
PLC	NO	NAME	CITY	ST	E V PLC	SWIM TIME	SWIM PLC	T1 TIME	BIKE TIME	BIKE PLC	BIKE MPH	T2 TIME	RUN TIME	RUN PLC	RUN PPM	TIME
1	59	FRASER PAULA NEWBY	ENCINITAS	CA	26 Y 1	:26:04	2	1:10	1:04:26	1	23.1	1:11	1:01:14	1	6:35	2:34:05
2	54	SAMUELSON LAURIE E.	CARLSBAD	CA	33 Y 2	:25:58	1	1:36	1:07:20	3	22.1	1:04	1:03:44	2	6:51	2:39:42
3	53	SCHNEIDER TERRY	WATSONVILLE	CA	27 Y 3	:30:15	9	1:37	1:06:21	2	22.4	1:22	1:05:31	5	7:03	2:45:06
4	62	VALLANCE NANCY	SANTA BARBARA	CA	24 Y 4	:28:31	5	1:36	1:10:11	8	21.2	1:20	1:03:46	3	6:51	2:45:24
5	57	DALEY JANINE	ENCINITAS	CA	28 Y 5	:28:41	7	1:31	1:09:23	5	21.4	1:11	1:08:03	6	7:19	2:48:49
6	58	JANNELL LINDA	CARDIFF	CA	33 Y 6	:32:57	10	1:33	1:10:10	7	21.2	1:21	1:04:29	4	6:56	2:50:30
7	51	CHEQUER-PFEIFFE KAREN	PALO ALTO	CA	31 Y 7	:27:04	3	2:03	1:09:17	4	21.5	1:15	1:14:43	7	8:02	2:54:22
8	1503	LESTRANGE MISSY	VISALIA	CA	36 O 1	:29:14	1	1:07	1:10:14	3	21.2	1:41	1:12:47	2	7:50	2:55:03
9	1362	POLK LYNN	CHULA VISTA	CA	28 M 1	:34:11	8	1:17	1:10:46	4	21.0	1:35	1:08:25	1	7:21	2:56:14
10	1357	LEORNA SHERI	CARDIFF	CA	26 M 2	:29:01	1	1:29	1:14:41	8	19.9	1:36	1:09:38	3	7:29	2:56:25
11	52	CLEMANS KAREN DRAGT-	BAKERSFIELD	CA	28 Y 8	:29:43	8	1:19	1:09:47	6	21.3	1:09	1:14:44	8	8:02	2:56:42
12	1361	CAMERON LYNNE	BELLEVUE	WA	28 M 3	:32:32	5	1:30	1:10:51	5	21.0	1:32	1:10:33	4	7:35	2:56:58
13	1368	TWOMEY ERIN	ARCATA	CA	26 M 4	:29:27	3	1:24	1:09:47	2	21.3	1:27	1:16:19	9	8:12	2:58:24
14	1508	THOMPSON JUDI	BAKERSFIELD	CA	38 O 2	:35:59	4	1:04	1:08:02	1	21.9	1:42	1:11:45	1	7:43	2:58:32
15	1367	LOWE LAURA	BAKERSFIELD	CA	27 M 5	:37:04	13	1:27	1:09:41	1	21.4	1:39	1:10:44	5	7:36	3:00:35
16	1308	CURTIS LAURA	CHULA VISTA	CA	24 L 1	:29:25	1	1:28	1:11:07	1	20.9	1:41	1:17:23	4	8:19	3:01:04
17	1366	BOOSTER SALLY	BEND	OR	26 M 6	:35:52	9	1:38	1:10:25	3	21.1	1:49	1:12:07	8	7:45	3:01:51
18	1369	CASILLAS LINDA	CITRUS HEIGHTS	CA	26 M 7	:36:48	12	2:04	1:13:38	6	20.2	1:49	1:08:43	2	7:23	3:03:02
19	1461	GANAHL MARILYN	ORANGE	CA	34 N 1	:34:45	4	1:54	1:11:34	1	20.8	1:41	1:15:48	7	8:09	3:05:42
20	1454	SAVAGE CHERI	SANTA BARBARA	CA	34 N 2	:38:22	11	1:26	1:14:12	2	20.1	1:23	1:10:28	1	7:35	3:05:51
21	1310	TULLOCH FIONA	LONG BEACH	CA	23 L 2	:33:16	2	1:20	1:17:29	4	19.2	1:41	1:12:11	1	7:46	3:05:57
22	50	SEARCY LISA E.	CANYON COUNTRY	CA	29 Y 9	:28:31	5	2:10	1:16:55	10	19.3	1:31	1:17:45	10	8:22	3:06:52
23	1505	HABER JOAN A.	LOMPOC	CA	35 O 3	:33:02	2	2:19	1:12:27	4	20.5	2:34	1:16:47	3	8:15	3:07:09
24	1460	ROBERTS RACHELLE E.	MERCED	CA	31 N 3	:28:27	1	2:24	1:20:56	11	18.4	1:57	1:14:50	4	8:03	3:08:34
25	1471	PHILLIPS ANN	SANGER	CA	34 N 4	:33:19	2	2:16	1:17:03	6	19.3	1:53	1:14:37	3	8:01	3:09:08
26	60	SMITH JOAN ALLEY		CA	27 Y 10	:28:12	4	1:29	1:14:53	9	19.9	1:39	1:23:19	11	8:58	3:09:32
27	1359	WESTERBECK CYNDI	LOS GATOS	CA	27 M 8	:33:05	7	2:06	1:13:56	7	20.1	1:35	1:19:16	13	8:31	3:09:58
28	1311	MERRELL VICKIE	TORRANCE	CA	24 L 3	:35:17	3	2:07	1:17:26	3	19.2	1:36	1:13:49	2	7:56	3:10:15
29	1457	BRAINARD EDIE	ORANGEVALE	CA	34 N 5	:37:48	8	2:38	1:17:29	7	19.2	2:06	1:10:34	2	7:35	3:10:35



TOT RACE			A D	DIV	DIV	DIV				TOTAL					
PLC NO	NAME	CITY	ST	E V PLC	SWIM TIME	SWIM PLC	T1 TIME	BIKE TIME	BIKE MPH	T2 TIME	RUN TIME	RUN PLC	RUN PPM	TIME	
87	1559	SCHMIEL CAROL	TEHACHAPI	CA 41 P	9 :52:10	10	3:08	1:18:22	6 19.0	2:46	1:38:50	10	10:38	3:55:16	
88	1452	RUSSELL STEPHANIE	SHERMAN OAKS	CA 31 N	18 :42:14	15	2:48	1:28:21	19 16.8	2:28	1:40:51	19	10:51	3:56:42	
89	1472	SHARUM KATHLEEN M.	TAFT	CA 34 N	19 :52:03	21	3:13	1:26:36	17 17.2	2:34	1:32:24	15	9:56	3:56:50	
90	1658	WHITEHEAD BECKY	BAKERSFIELD	CA 50 R	5 :38:59	3	2:34	1:30:12	7 16.5	2:13	1:44:09	6	11:12	3:58:07	
91	1451	ANDRE MICHELLE	LOS OSOS	CA 31 N	20 :45:15	18	3:22	1:31:45	20 16.2	1:34	1:36:19	16	10:21	3:58:15	
92	1700	POLLOCK BOBBI	CLAREMONT	CA 56 S	1 :43:40	1	3:06	1:29:01	1 16.7	2:18	1:40:56	1	10:51	3:59:01	
93	1656	LARRIERU BARBARA	RENO	NV 51 R	6 :44:15	5	3:43	1:24:10	5 17.7	3:49	1:43:30	5	11:08	3:59:27	
94	1313	JAHN NANCY	CARDIFF	CA 24 L	10 :44:23	12	2:40	1:28:00	11 16.9	1:37	1:46:06	10	11:25	4:02:46	
95	1511	SCHMIDT JANIS	FRAZIER PARK	CA 37 O	15 :46:02	16	2:56	1:26:16	17 17.2	2:47	1:45:34	17	11:21	4:03:35	
96	1510	LOBSINGER SHARI	FRAZIER PARK	CA 37 O	16 :56:33	17	3:30	1:20:00	12 18.6	2:08	1:41:29	15	10:55	4:03:40	
97	1516	HALE ROBIN	NO. HOLLYWOOD	CA 35 O	17 :56:44	18	3:02	1:29:40	18 16.6	2:29	1:32:53	13	9:59	4:04:48	
98	1502	CALLAHAN KATE	HUNTINGTON BEAC	CA 37 O	18 :43:30	15	6:35	1:25:51	16 17.3	7:07	1:44:31	16	11:14	4:07:34	
99	1250	GIN CLOVER	BAKERSFIELD	CA 17 K	1 :38:23	1	1:39	1:23:29	1 17.8	2:30	2:02:40	1	13:11	4:08:41	
100	1556	DORSEY PATSY	SANTA BARBARA	CA 43 P	10 :55:24	11	5:00	1:32:52	10 16.0	5:31	1:30:51	8	9:46	4:09:38	
101	1301	LOEFFLER TANIA	MONROVIA	CA 24 L	11 :37:38	7	3:27	1:32:15	12 16.1	2:46	1:53:51	11	12:15	4:09:57	
102	1360	STANHOFF TRACY	HUNTINGTON BEAC	CA 27 M	22 :29:18	2	1:38	1:23:07	18 17.9	2:40	2:14:34	24	14:28	4:11:17	
103	1654	DALY E. FAYE	SAN DIEGO	CA 50 R	7 :44:59	6	4:21	1:27:35	6 17.0	3:43	1:51:56	7	12:02	4:12:34	
104	1363	TWENTE TRACY	PORT HUENEME	CA 25 M	23 :40:12	19	4:04	1:31:24	24 16.3	5:44	1:53:22	23	12:11	4:14:46	
105	1553	SKOUCE SHARON LYNN	BAKERSFIELD	CA 42 P	11 :48:44	9	3:42	1:36:46	11 15.4	2:16	2:06:13	11	13:34	4:37:41	
106	1701	AUKERMAN CLAIRE	HERMOSA BEACH	CA 59 S	2 :51:19	2	5:00	1:36:27	2 15.4	2:10	2:03:57	2	13:20	4:38:53	
107	1603	CRAWFORD CATHIE	PALO ALTO	CA 46 Q	3 :00:12	2	5:39	1:34:38	3 15.7	3:30	1:56:13	3	12:30	4:40:12	
108	1465	MUSHANEY JILL	BAKERSFIELD	CA 30 N	21 :50:31	20	3:20	1:38:51	21 15.1	2:55	2:15:31	21	14:34	4:51:08	
****	1312	PRICE GRETCHEN	PALOS VERDES	CA 24 L ***	:40:31	11	1:57	1:24:28	9 17.6	*****	[DNF]	***	****	[DNF]	
****	1655	BYRAM SALLY	SAN DIEGO	CA 54 R ***	:51:31	8	3:38	1:34:50	8 15.7	4:45	[DNF]	***	****	[DNF]	
****	1653	HIGGINS NELDA	BAKERSFIELD	CA 50 R ***	:57:10	9	*****	[DNF]	***	****	*****	[DNF]	***	****	[DNF]

\*\* DENOTES TIME PENALTY

A TOTAL OF 111 RECORDS WERE PROCESSED.

**RELAY TEAM RESULTS - CORPORATE**

9	1854	B&B SURPLUS INC.	BAKERSFIELD	CA 5 1	:26:26	1	:40	1:06:06	1 22.5	:46	1:03:01	1	6:47	2:36:59
23	1852	M CONSTRUCTION CO. INC	BAKERSFIELD	CA 5 2	:29:09	2	:35	1:10:18	3 21.2	:54	1:12:48	3	7:50	2:53:44
48	1850	TEAM OXY	BAKERSFIELD	CA 5 3	:51:02	5	:33	1:11:05	4 20.9	:52	1:03:11	2	6:48	3:06:43
58	1851	ROUND TABLE PIZZA	BAKERSFIELD	CA 5 4	:38:21	4	:41	1:08:08	2 21.8	:56	1:21:54	4	8:48	3:10:00
71	1853	ONCE A YEAR	BAKERSFIELD	CA 5 5	:31:10	3	:35	1:12:57	5 20.4	1:07	1:30:44	5	9:45	3:16:33

**RELAY TEAM RESULTS - OVER 100**

6	1813	MARS HILL	BAKERSFIELD	CA 4 1	:25:44	2	:32	1:07:47	3 22.0	:52	:58:50	1	6:20	2:33:45
7	1829	LITE SPEED	BAKERSFIELD	CA 4 2	:26:39	3	:31	1:06:37	2 22.3	:46	:59:40	2	6:25	2:34:13
10	1817	COHN DAVE	BAKERSFIELD	CA 4 3	:30:49	7	:34	1:06:07	1 22.5	:47	1:00:54	3	6:33	2:39:11
11	1811	DURHAM TRANSPORTATION	VENTURA	CA 4 4	:25:32	1	:34	1:11:20	11 20.9	:53	1:03:41	6	6:51	2:42:00
16	1809	CENTURIONS	BAKERSFIELD	CA 4 5	:35:37	13	:36	1:09:18	7 21.5	:50	1:05:29	8	7:02	2:51:50
17	1804	TRI-HARDS	BAKERSFIELD	CA 4 6	:34:05	9	:24	1:09:35	8 21.4	1:02	1:07:31	11	7:16	2:52:37
24	1816	TEAM LESSLEY	EARLIMART	CA 4 7	:39:28	24	:38	1:08:17	5 21.8	:52	1:04:36	7	6:57	2:53:51
28	1821	TOSCO NO LEAD	BAKERSFIELD	CA 4 8	:31:50	8	:39	1:22:12	25 18.1	:56	1:03:11	5	6:48	2:58:48
30	1802	THREE STOOGES	BAKERSFIELD	CA 4 9	:35:56	14	:36	1:15:31	16 19.7	:52	1:06:40	10	7:10	2:59:35
31	1826	FERREL'S SPEED	BAKERSFIELD	CA 4 10	:28:42	4	:25	1:12:29	12 20.5	:55	1:17:05	19	8:17	2:59:36
38	1820	TRI-HARDS	BAKERSFIELD	CA 4 11	:34:17	11	:30	1:17:49	20 19.1	:58	1:09:07	12	7:26	3:02:41
44	1801	KERN CO. COMMUNICATIONS	BAKERSFIELD	CA 4 12	:36:43	16	:35	1:10:31	9 21.1	:58	1:15:21	16	8:06	3:04:08
47	1812	FULCE SID	BAKERSFIELD	CA 4 13	:30:46	6	:30	1:20:02	23 18.6	1:03	1:13:34	15	7:55	3:05:55
49	1800	NO WHINERS	BAKERSFIELD	CA 4 14	:38:00	21	:46	1:15:41	17 19.7	1:00	1:12:02	14	7:45	3:07:29
52	1805	TRIPLE THREAT	BAKERSFIELD	CA 4 15	:34:12	10	:39	1:29:48	29 16.6	:52	1:03:03	4	6:47	3:08:34
55	1815	SPEED TURTLES III	BAKERSFIELD	CA 4 16	:37:18	18	:52	1:09:10	6 21.5	1:11	1:21:05	24	8:43	3:09:36
61	1830	TEAM GENERIC	BAKERSFIELD	CA 4 17	:36:51	17	:31	1:24:45	28 17.6	:55	1:09:40	13	7:29	3:12:42
62	1814	WHITE DON	BAKERSFIELD	CA 4 18	:37:46	20	2:40	1:14:23	14 20.0	1:03	1:17:14	20	8:18	3:13:06

TOT RACE			A D		DIV		DIV			DIV			TOTAL				
PLC	NO	NAME	CITY	ST	E V	PLC	SWIM TIME	SWIM PLC	T1 TIME	BIKE TIME	BIKE PLC	BIKE MPH	T2 TIME	RUN TIME	RUN PLC	RUN PPM	TIME
67	1819	AERODYNAMIC	PALMDALE	CA	4	19	:45:10	27	:38	1:08:09	4	21.8	1:08	1:20:06	22	8:37	3:15:11
72	1824	SHAPE UP & TRI	BAKERSFIELD	CA	4	20	:45:17	28	:39	1:13:50	13	20.2	:50	1:16:12	17	8:12	3:16:48
80	1825	L.B.C.	BAKERSFIELD	CA	4	21	:39:14	23	:37	1:17:40	19	19.2	1:41	1:21:35	25	8:46	3:20:47
81	1823	TEAM PULFORD	TEHACHAPI	CA	4	22	:45:38	29	:48	1:15:27	15	19.7	:59	1:18:39	21	8:27	3:21:31
83	1827	EARTH-WIND-&FIRE	BAKERSFIELD	CA	4	23	:38:58	22	:38	1:19:21	21	18.8	1:01	1:23:57	27	9:02	3:23:55
85	1818	SORE BONES	BAKERSFIELD	CA	4	24	:37:30	19	:38	1:23:22	27	17.8	1:12	1:23:17	26	8:57	3:25:59
88	1803	OVER-THE-HILLERS	BAKERSFIELD	CA	4	25	:48:11	30	:40	1:20:54	24	18.4	1:01	1:16:47	18	8:15	3:27:33
91	1810	ELK HILLS EXPRESS	BAKERSFIELD	CA	4	26	:51:20	31	:32	1:17:29	18	19.2	1:21	1:20:42	23	8:41	3:31:24
94	1808	CONDORS	BAKERSFIELD	CA	4	27	:36:31	15	:39	1:30:39	30	16.4	1:01	1:27:39	28	9:25	3:36:29
95	1807	THE INVINCIBLES	BAKERSFIELD	CA	4	28	:40:36	26	:43	1:23:09	26	17.9	3:01	1:32:34	30	9:57	3:40:03
99	1828	MENAGELA TRI	BAKERSFIELD	CA	4	29	:34:58	12	:25	1:44:08	31	14.3	1:13	1:30:21	29	9:43	3:51:05
100	1806	WARD RICHARD	BAKERSFIELD	CA	4	30	:39:58	25	:40	1:19:28	22	18.7	1:10	1:51:49	31	12:01	3:53:05
****	1822	FRE TO PE	BAKERSFIELD	CA	4	***	:30:24	5	:39	1:11:11	10	20.9	1:03	1:05:52	9	7:05	[DQ]

\*\* DENOTES TIME PENALTY

A TOTAL OF 31 RECORDS WERE PROCESSED.

RELAY TEAM RESULTS - OPEN MEN

TOT RACE			A D		DIV		DIV			DIV			TOTAL				
PLC	NO	NAME	CITY	ST	E V	PLC	SWIM TIME	SWIM PLC	T1 TIME	BIKE TIME	BIKE PLC	BIKE MPH	T2 TIME	RUN TIME	RUN PLC	RUN PPM	TIME
1	1958	FINISH LINE	BAKERSFIELD	CA	1	1	:24:15	1	:26	:54:55	1	27.1	1:20	:52:08	1	5:36	2:13:04
2	1951	ACTION SPORTS	BAKERSFIELD	CA	1	2	:27:10	5	:37	1:01:44	3	24.1	:52	:52:33	2	5:39	2:22:56
3	1957	SWIM-RIDE-&RUN INC.	BAKERSFIELD	CA	1	3	:28:18	7	:25	:59:31	2	25.0	:54	:56:12	4	6:03	2:25:20
5	1959	TRI-LIPTON	BAKERSFIELD	CA	1	4	:25:46	2	:17	1:02:03	4	24.0	:53	1:03:51	7	6:52	2:32:50
12	1969	TOO RIPPED RACING 2	MOORPARK	CA	1	5	:25:50	3	:32	1:03:47	5	23.3	1:04	1:11:32	17	7:42	2:42:45
13	1956	POSITIVE PROMOTIONS	BAKERSFIELD	CA	1	6	:25:51	4	:28	1:10:10	10	21.2	1:02	1:09:32	15	7:29	2:47:03
14	1953	BARKER DAVID	BAKERSFIELD	CA	1	7	:36:18	15	:45	1:05:14	6	22.8	1:00	1:08:04	12	7:19	2:51:21
15	1966	LAST MINUTE	BAKERSFIELD	CA	1	8	:36:24	16	:33	1:09:52	8	21.3	:53	1:03:41	6	6:51	2:51:23
18	1960	KELLER TERRENCE	HANFORD	CA	1	9	:28:44	8	:13	1:14:28	13	20.0	:55	1:08:20	13	7:21	2:52:40
19	1950	BODY BAG	INGLEWOOD	CA	1	10	:46:35	25	:38	1:09:52	8	21.3	:51	:54:46	3	5:53	2:52:42
20	1973	REITSNA RANDY	LONG BEACH	CA	1	11	:30:15	9	:30	1:13:30	12	20.2	1:10	1:07:28	9	7:15	2:52:53
35	1967	TRI JESUS	VISALIA	CA	1	12	:34:08	10	:35	1:17:40	19	19.2	:59	1:08:23	14	7:21	3:01:45
37	1975	CASTRO TOM	BAKERSFIELD	CA	1	13	:35:39	12	:41	1:14:43	15	19.9	1:08	1:10:01	16	7:32	3:02:12
40	1965	SKIP-JOHN	BAKERSFIELD	CA	1	14	:35:26	11	2:38	1:16:55	18	19.3	:58	1:07:07	8	7:13	3:03:04
42	1962	HI BOB	BAKERSFIELD	CA	1	15	:36:08	14	3:03	1:15:31	16	19.7	1:00	1:07:33	10	7:16	3:03:15
45	1977	BRAUNS BODY	BAKERSFIELD	CA	1	16	:27:33	6	:30	1:19:54	23	18.6	:59	1:16:30	23	8:14	3:05:26
51	1974	OK NAZ	BAKERSFIELD	CA	1	17	:39:07	17	:39	1:19:58	24	18.6	:55	1:07:51	11	7:18	3:08:30
54	1952	O'NEAL -BRAUER -RODRIQUE	BAKERSFIELD	CA	1	18	:42:26	21	:34	1:21:33	25	18.2	:55	1:03:38	5	6:51	3:09:06
57	1964	VENI-VIDI-VICI	LANCASTER	CA	1	19	:48:33	26	:39	1:06:20	7	22.4	1:01	1:13:26	20	7:54	3:09:59
59	1955	SLURP BURP & TWERP	BAKERSFIELD	CA	1	20	:44:14	23	:45	1:11:47	11	20.7	:58	1:12:19	19	7:47	3:10:03
60	1961	RON CO. & JED	BAKERSFIELD	CA	1	21	:39:36	19	:43	1:16:15	17	19.5	1:00	1:13:36	21	7:55	3:11:10
63	1963	BROWN KYLE	BAKERSFIELD	CA	1	22	:35:40	13	:50	1:18:00	20	19.1	1:02	1:17:55	24	8:23	3:13:27
69	1954	SHERATON SLINKY SNAKES	BAKERSFIELD	CA	1	23	:43:01	22	:43	1:19:29	22	18.7	1:06	1:11:57	18	7:44	3:16:16
79	1968	WERE DOIN'IT	BAKERSFIELD	CA	1	24	:42:05	20	:43	1:14:32	14	20.0	1:12	1:22:09	28	8:50	3:20:41
82	1972	HUM	BAKERSFIELD	CA	1	25	:39:14	18	:42	1:18:36	21	18.9	1:28	1:21:35	26	8:46	3:21:35
90	1976	THIRTY SOMETHING	BAKERSFIELD	CA	1	26	:45:34	24	:44	1:21:45	26	18.2	1:02	1:22:01	27	8:49	3:31:06
96	1970	RANDY-DARRYL-&DARRYL	BAKERSFIELD	CA	1	27	:55:53	27	:36	1:22:07	27	18.1	1:00	1:21:08	25	8:43	3:40:44
98	1971	EQUISP FORTUGA	BAKERSFIELD	CA	1	28	1:02:31	28	:53	1:31:10	28	16.3	1:00	1:14:39	22	8:02	3:50:13

\*\* DENOTES TIME PENALTY

A TOTAL OF 28 RECORDS WERE PROCESSED.





TOT RACE			A D		DIV		DIV			DIV			TOTAL			
PLC	NO	NAME	CITY	ST	E V PLC	SWIM TIME	SWIM PLC	T1 TIME	BIKE TIME	BIKE PLC	BIKE MPH	T2 TIME	RUN TIME	RUN PLC	RUN PPM	TIME
67	1819	AERODYNAMIC	PALMDALE	CA	4 19	:45:10	27	:38 1:08:09	4 21.8	1:08	1:20:06	22	8:37	3:15:11		
72	1824	SHAPE UP & TRI	BAKERSFIELD	CA	4 20	:45:17	28	:39 1:13:50	13 20.2	:50	1:16:12	17	8:12	3:16:48		
80	1825	L.B.C.	BAKERSFIELD	CA	4 21	:39:14	23	:37 1:17:40	19 19.2	1:41	1:21:35	25	8:46	3:20:47		
81	1823	TEAM PULFORD	TEHACHAPI	CA	4 22	:45:38	29	:48 1:15:27	15 19.7	:59	1:18:39	21	8:27	3:21:31		
83	1827	EARTH-WIND-&FIRE	BAKERSFIELD	CA	4 23	:38:58	22	:38 1:19:21	21 18.8	1:01	1:23:57	27	9:02	3:23:55		
85	1818	SORE BONES	BAKERSFIELD	CA	4 24	:37:30	19	:38 1:23:22	27 17.8	1:12	1:23:17	26	8:57	3:25:59		
88	1803	OVER-THE-HILLERS	BAKERSFIELD	CA	4 25	:48:11	30	:40 1:20:54	24 18.4	1:01	1:16:47	18	8:15	3:27:33		
91	1810	ELK HILLS EXPRESS	BAKERSFIELD	CA	4 26	:51:20	31	:32 1:17:29	18 19.2	1:21	1:20:42	23	8:41	3:31:24		
94	1808	CONDORS	BAKERSFIELD	CA	4 27	:36:31	15	:39 1:30:39	30 16.4	1:01	1:27:39	28	9:25	3:36:29		
95	1807	THE INVINCIBLES	BAKERSFIELD	CA	4 28	:40:36	26	:43 1:23:09	26 17.9	3:01	1:32:34	30	9:57	3:40:03		
99	1828	MENAGELA TRI	BAKERSFIELD	CA	4 29	:34:58	12	:25 1:44:08	31 14.3	1:13	1:30:21	29	9:43	3:51:05		
100	1806	WARD RICHARD	BAKERSFIELD	CA	4 30	:39:58	25	:40 1:19:28	22 18.7	1:10	1:51:49	31	12:01	3:53:05		
****	1822	FRE TO PE	BAKERSFIELD	CA	4 ***	:30:24	5	:39 1:11:11	10 20.9	1:03	1:05:52	9	7:05	[DQ]		

\*\* DENOTES TIME PENALTY

A TOTAL OF 31 RECORDS WERE PROCESSED.

RELAY TEAM RESULTS - OPEN MEN

TOT RACE			A D		DIV		DIV			DIV			TOTAL			
PLC	NO	NAME	CITY	ST	E V PLC	SWIM TIME	SWIM PLC	T1 TIME	BIKE TIME	BIKE PLC	BIKE MPH	T2 TIME	RUN TIME	RUN PLC	RUN PPM	TIME
1	1958	FINISH LINE	BAKERSFIELD	CA	1 1	:24:15	1	:26 :54:55	1 27.1	1:20	:52:08	1	5:36	2:13:04		
2	1951	ACTION SPORTS	BAKERSFIELD	CA	1 2	:27:10	5	:37 1:01:44	3 24.1	:52	:52:33	2	5:39	2:22:56		
3	1957	SWIM-RIDE-&RUN INC.	BAKERSFIELD	CA	1 3	:28:18	7	:25 :59:31	2 25.0	:54	:56:12	4	6:03	2:25:20		
5	1959	TRI-LIPTON	BAKERSFIELD	CA	1 4	:25:46	2	:17 1:02:03	4 24.0	:53	1:03:51	7	6:52	2:32:50		
12	1969	TOO RIPPED RACING 2	MOORPARK	CA	1 5	:25:50	3	:32 1:03:47	5 23.3	1:04	1:11:32	17	7:42	2:42:45		
13	1956	POSITIVE PROMOTIONS	BAKERSFIELD	CA	1 6	:25:51	4	:28 1:10:10	10 21.2	1:02	1:09:32	15	7:29	2:47:03		
14	1953	BARKER DAVID	BAKERSFIELD	CA	1 7	:36:18	15	:45 1:05:14	6 22.8	1:00	1:08:04	12	7:19	2:51:21		
15	1966	LAST MINUTE	BAKERSFIELD	CA	1 8	:36:24	16	:33 1:09:52	8 21.3	:53	1:03:41	6	6:51	2:51:23		
18	1960	KELLER TERRENCE	HANFORD	CA	1 9	:28:44	8	:13 1:14:28	13 20.0	:55	1:08:20	13	7:21	2:52:40		
19	1950	BODY BAG	INGLEWOOD	CA	1 10	:46:35	25	:38 1:09:52	8 21.3	:51	:54:46	3	5:53	2:52:42		
20	1973	REITSNA RANDY	LONG BEACH	CA	1 11	:30:15	9	:30 1:13:30	12 20.2	1:10	1:07:28	9	7:15	2:52:53		
35	1967	TRI JESUS	VISALIA	CA	1 12	:34:08	10	:35 1:17:40	19 19.2	:59	1:08:23	14	7:21	3:01:45		
37	1975	CASTRO TOM	BAKERSFIELD	CA	1 13	:35:39	12	:41 1:14:43	15 19.9	1:08	1:10:01	16	7:32	3:02:12		
40	1965	SKIP-JOHN	BAKERSFIELD	CA	1 14	:35:26	11	2:38 1:16:55	18 19.3	:58	1:07:07	8	7:13	3:03:04		
42	1962	HI BOB	BAKERSFIELD	CA	1 15	:36:08	14	3:03 1:15:31	16 19.7	1:00	1:07:33	10	7:16	3:03:15		
45	1977	BRAUNS BODY	BAKERSFIELD	CA	1 16	:27:33	6	:30 1:19:54	23 18.6	:59	1:16:30	23	8:14	3:05:26		
51	1974	OK NAZ	BAKERSFIELD	CA	1 17	:39:07	17	:39 1:19:58	24 18.6	:55	1:07:51	11	7:18	3:08:30		
54	1952	O'NEAL -BRAUER -RODRIQUE	BAKERSFIELD	CA	1 18	:42:26	21	:34 1:21:33	25 18.2	:55	1:03:38	5	6:51	3:09:06		
57	1964	VENI-VIDI-VICI	LANCASTER	CA	1 19	:48:33	26	:39 1:06:20	7 22.4	1:01	1:13:26	20	7:54	3:09:59		
59	1955	SLURP BURP & TWERP	BAKERSFIELD	CA	1 20	:44:14	23	:45 1:11:47	11 20.7	:58	1:12:19	19	7:47	3:10:03		
60	1961	RON CO. & JED	BAKERSFIELD	CA	1 21	:39:36	19	:43 1:16:15	17 19.5	1:00	1:13:36	21	7:55	3:11:10		
63	1963	BROWN KYLE	BAKERSFIELD	CA	1 22	:35:40	13	:50 1:18:00	20 19.1	1:02	1:17:55	24	8:23	3:13:27		
69	1954	SHERATON SLINKY SNAKES	BAKERSFIELD	CA	1 23	:43:01	22	:43 1:19:29	22 18.7	1:06	1:11:57	18	7:44	3:16:16		
79	1968	WERE DOIN' IT	BAKERSFIELD	CA	1 24	:42:05	20	:43 1:14:32	14 20.0	1:12	1:22:09	28	8:50	3:20:41		
82	1972	HUM	BAKERSFIELD	CA	1 25	:39:14	18	:42 1:18:36	21 18.9	1:28	1:21:35	26	8:46	3:21:35		
90	1976	THIRTY SOMETHING	BAKERSFIELD	CA	1 26	:45:34	24	:44 1:21:45	26 18.2	1:02	1:22:01	27	8:49	3:31:06		
96	1970	RANDY-DARRYL-&DARRYL	BAKERSFIELD	CA	1 27	:55:53	27	:36 1:22:07	27 18.1	1:00	1:21:08	25	8:43	3:40:44		
98	1971	EQUISP FORTUGA	BAKERSFIELD	CA	1 28	1:02:31	28	:53 1:31:10	28 16.3	1:00	1:14:39	22	8:02	3:50:13		

\*\* DENOTES TIME PENALTY

A TOTAL OF 28 RECORDS WERE PROCESSED.

RELAY TEAM RESULTS - OPEN WOMEN

TOT RACE PLC NO NAME	CITY	A D		DIV		DIV			DIV			TOTAL PPM TIME		
		ST	E V PLC	SWIM TIME	SWIM PLC	T1 TIME	BIKE TIME	BIKE PLC	BIKE MPH	T2 TIME	RUN TIME		RUN PLC	
21 1904 LESTRANGE-GRYPMA-LESTRAN	LAJOLLA	CA	2 1	:33:54	4	:38	1:10:34	2	21.1	1:03	1:07:04	1	7:13	2:53:13
25 1906 STUDETTEES	BAKERSFIELD	CA	2 2	:32:01	2	:37	1:10:55	3	21.0	:58	1:11:30	2	7:41	2:56:01
39 1903 ANTI-TRI'S	BAKERSFIELD	CA	2 3	:33:09	3	:33	1:09:31	1	21.4	1:01	1:18:44	5	8:28	3:02:58
70 1905 MISSING LINKS	MODESTO	CA	2 4	:38:09	5	:40	1:22:19	4	18.1	1:04	1:14:08	4	7:58	3:16:20
86 1907 MACDONALD E.C.	BAKERSFIELD	CA	2 5	:44:15	6	:46	1:26:05	6	17.3	:55	1:14:05	3	7:58	3:26:06
89 1901 TWO RIPPED RACING I	CANOGA PARK	CA	2 6	:31:12	1	:36	1:32:28	7	16.1	1:02	1:23:30	6	8:59	3:28:48
103 1900 THE M.S.W.'S	BAKERSFIELD	CA	2 7	:53:43	8	:54	1:25:23	5	17.4	1:04	1:40:16	8	10:47	4:01:20
104 1902 RANK AMATEURS	BAKERSFIELD	CA	2 8	:47:16	7	:56	1:36:54	8	15.4	1:32	1:39:22	7	10:41	4:06:00

\*\* DENOTES TIME PENALTY

A TOTAL OF 8 RECORDS WERE PROCESSED.

OPEN TEAM RESULTS - MIXED

TOT RACE PLC NO NAME	CITY	A D		DIV		DIV			DIV			TOTAL PPM TIME		
		ST	E V PLC	SWIM TIME	SWIM PLC	T1 TIME	BIKE TIME	BIKE PLC	BIKE MPH	T2 TIME	RUN TIME		RUN PLC	
4 2003 PONY EXPRESS	LATON	CA	3 1	:27:16	3	:26	1:07:40	7	22.0	:54	:55:51	1	6:00	2:32:07
8 2021 EAST HILL CHIROPRACTIC	BAKERSFIELD	CA	3 2	:23:36	1	:19	1:02:26	1	23.8	1:00	1:07:33	5	7:16	2:34:54
22 2012 10S BUMS	BAKERSFIELD	CA	3 3	:33:10	12	:28	1:09:12	11	21.5	1:08	1:09:38	7	7:29	2:53:36
26 2029 THE TOUGH GUYS	TAFT	CA	3 4	:30:13	9	:28	1:17:41	25	19.2	:58	1:07:21	4	7:15	2:56:41
27 2005 TEAM WORK	BAKERSFIELD	CA	3 5	:33:19	13	:46	1:12:22	15	20.6	:50	1:11:28	8	7:41	2:58:45
29 2027 H.K.E. EXPRESS	BAKERSFIELD	CA	3 6	:29:36	6	:26	1:06:57	4	22.2	1:05	1:20:47	16	8:41	2:58:51
32 2004 GARRISON	BAKERSFIELD	CA	3 7	:35:30	15	:52	1:07:22	6	22.1	2:09	1:15:01	11	8:04	3:00:54
33 2015 RAD RACERS	BAKERSFIELD	CA	3 8	:45:18	30	:35	*****	33	****	*****	1:15:34	12	8:08	3:01:19
34 2032 LARRY-LARRY & DARRYL	BAKERSFIELD	CA	3 9	:29:58	7	:38	1:14:20	20	20.0	:59	1:15:39	13	8:08	3:01:34
36 2017 SUMNER GERALD	BAKERSFIELD	CA	3 10	:46:58	32	:44	1:07:06	5	22.2	:54	1:06:27	2	7:09	3:02:09
41 2009 WHY TRI	BAKERSFIELD	CA	3 11	:28:23	4	:30	1:12:00	14	20.7	1:03	1:21:13	18	8:44	3:03:09
43 2013 PEDAL-PLOD-&PLUNGE	FRESNO	CA	3 12	:30:15	10	:29	1:04:59	2	22.9	1:09	1:26:26	23	9:18	3:03:18
46 2007 LOST HOPE	BAKERSFIELD	CA	3 13	:35:33	16	:48	1:11:17	12	20.9	1:06	1:17:02	14	8:17	3:05:46
50 2026 THE BIG BAGELS	REDWOOD CITY	CA	3 14	:33:47	14	:48	*****	33	****	*****	1:19:41	15	8:34	3:07:37
53 2033 CALIFORNIA CHIROPRACTIC	BAKERSFIELD	CA	3 15	:40:59	22	:35	1:14:53	21	19.9	:56	1:11:41	9	7:42	3:09:04
56 2008 TRI MULES	BAKERSFIELD	CA	3 16	:44:36	28	:46	1:15:33	22	19.7	:52	1:08:07	6	7:19	3:09:54
64 2014 SLOW POKES	BAKERSFIELD	CA	3 17	:37:33	20	:48	1:27:59	29	16.9	:51	1:07:15	3	7:14	3:14:26
65 2034 STEVENSON GREG	MANHATTAN BEACH	CA	3 18	:29:59	8	:40	1:11:55	13	20.7	3:18	1:28:57	26	9:34	3:14:49
66 2010 CAJUN POWER	BAKERSFIELD	CA	3 19	:44:10	27	:38	1:17:22	24	19.2	:54	1:12:02	10	7:45	3:15:06
68 2002 BLAZE	BAKERSFIELD	CA	3 20	:24:19	2	:31	1:20:31	27	18.5	1:13	1:29:04	27	9:35	3:15:38
73 2023 LATE NOTICE	BAKERSFIELD	CA	3 21	:46:05	31	:39	1:08:11	8	21.8	1:09	1:20:53	17	8:42	3:16:57
74 2016 TWO HARDT'S OF GOLD	BAKERSFIELD	CA	3 22	:36:52	18	:35	1:12:44	17	20.5	1:29	1:25:29	22	9:12	3:17:09
75 2030 TEAM RAGE	BAKERSFIELD	CA	3 23	:37:44	21	:41	1:08:32	9	21.7	1:05	1:29:25	28	9:37	3:17:27
76 2019 PIP PRINTING	BAKERSFIELD	CA	3 24	:41:25	24	:46	1:05:01	3	22.9	:52	1:29:34	29	9:38	3:17:38
77 2000 THE TRI-TIPS	BAKERSFIELD	CA	3 25	:32:31	11	:35	1:08:59	10	21.6	:56	1:36:03	31	10:20	3:19:04
78 2011 DANGEROUS LIASONS	BAKERSFIELD	CA	3 26	:36:31	17	:46	1:13:00	18	20.4	1:07	1:28:43	25	9:32	3:20:07
84 2018 THE FOOLISH ONES	BAKERSFIELD	CA	3 27	:41:51	25	:45	1:17:55	26	19.1	1:06	1:24:07	21	9:03	3:25:44
87 2020 VISION 4 U	BAKERSFIELD	CA	3 28	:41:19	23	:49	1:20:36	28	18.5	1:28	1:22:53	20	8:55	3:27:05
92 2031 TO RIPPED RACING #3	WEST HOLLYWOOD	CA	3 29	:45:07	29	:36	1:15:51	23	19.6	1:16	1:31:05	30	9:48	3:33:55
93 2025 THE MEDICAL GROUP	SHAFTER	CA	3 30	:52:35	34	:50	1:13:15	19	20.3	1:00	1:27:39	24	9:25	3:35:19
97 2006 US-DENMARK	BAKERSFIELD	CA	3 31	:47:11	33	:49	1:32:51	30	16.0	1:03	1:21:31	19	8:46	3:43:25
101 2028 JIMMI'S REVENGE	BAKERSFIELD	CA	3 32	:37:21	19	:42	1:36:15	31	15.5	1:10	1:38:15	33	10:34	3:53:43
102 2001 GHIN-BECK	BAKERSFIELD	CA	3 33	:42:49	26	:40	1:12:25	16	20.5	2:43	2:01:00	34	13:01	3:59:37
105 2024 WISHFUL THINKERS	BAKERSFIELD	CA	3 34	:29:06	5	:43	1:56:13	32	12.8	1:56	1:38:07	32	10:33	4:06:05

\*\* DENOTES TIME PENALTY

A TOTAL OF 34 RECORDS WERE PROCESSED.

## OUR SPONSORS

We thank our sponsors who make this race possible. Without their support, we would be unable to bring you the free meals, water bottles, T-shirts, and quality publications without a 75 percent increase in race fees.

**BUD LIGHT and Advance Beverage.** Thanks Bill and Tony

**City of Bakersfield Sports Performance Seminar**

**Kaiser Permanente** for the Tri-for-Kids

**Q-94 All Hit Radio** Tri-Fair

**BBQ Factory-** dinner sponsor

**Mountain Fresh Water**

All the water at the aid stations and finish line is mountain fresh.

**Gatorade-** Thirst Quencher

**Sheraton Valley Inn**

The official hotel and a big part of the triathlon for many years.

**Bicycle Warehouse**

**T.A. Cyclery**

**Finish Line Triathlon Pro Shop**

Please visit these shops in preparation for the long season ahead and to buy that new bike before next year's race. Quality service and reasonable prices await you.

**Chain Younger Law Offices**

You'll find quality legal advice and a fast triathlete at these offices.

**Phase 1 Fitness**

**California Chiropractic Center**



Scott Molina is interviewed by local press after another victory at Bakersfield.

# The Victors!

## Molina repeats victory in grueling race

Once again Scott Molina reigns as King of the Mountain, winning yet another Bakersfield Bud Light Triathlon. 1989 makes two in a row, will he return in 1990 for a three-peat?

After finishing with a commanding lead over John Devere in '88, Molina returned a strong favorite in '89. However, this year's win didn't come easy; Scott Tinley is not an easy foe to conquer. Al-

though Molina left the water five seconds ahead of rival Tinley, that lead disappeared in the transition. The two left on the bike leg together, with Tinley returning at the front.

The deciding factor came down to the run, with Molina setting a 5:46 pace Tinley couldn't match, finishing the triathlon in 2:19:11, 45 seconds ahead of Tinley's 2:19:56.

## Newby-Fraser sets women's course record

After a disappointing second place finish to Colleen Cannon in 1988, Paula Newby-Fraser returned in '89 to dominate the women's field, clipping Cannon's record by 38 seconds.

Except for a slightly slower pace on the bike, Newby-Fraser markedly improved in every other category, swimming the course 51 seconds faster,

and eclipsing last year's run by almost three minutes. Laurie Samuelson came out of the water seven seconds ahead of Newby-Fraser, but lost that lead in the transition. Newby-Fraser sped away on the bike, riding the fastest women's split in 1:04:26. A blistering 1:01:14 run clinched the win, with Newby-Fraser finishing in 2:34:05 to Samuelson's 2:39:42.

### CONTRIBUTERS

Stiers Leisure Vehicles  
Gatorade  
Lampost Pizza  
Stinson Stationers  
Outpost Food Stores  
Fit Is In  
Cornerstone Engineering  
M Construction Co., Inc.  
Kern County Boat Club  
Hobie Fleet #167  
Classic Style Talent Agency  
Honda Center




*These two must have known what is still to come.*



*The Pros wave makes a splashing start!*

North Bakersfield  
 Recreation & Park District  
 405 Galaxy Avenue, Bakersfield California 93308

Bulk Rate  
 U.S. Postage  
 Paid  
 Permit No. 293  
 Bakersfield, CA



Thanks to our Sponsors - Please support them

